www.ishr-greece2008.gr

XXVIII

European Section Meeting of the International Society for Heart Research

May 28-31 2008 Athens

Megaron Athens International Conference Centre (MAICC)

FINAL PROGRAM



ALEXANDER S. ONASSIS PUBLIC BENEFIT FOUNDATION

ATHENS UNIVERSITY MEDICAL SCHOOL

BIOMEDICAL RESEARCH FOUNDATION, ACADEMY OF ATHENS

HELLENIC CARDIOLOGICAL SOCIETY

ONASSIS CARDIAC SURGERY CENTER

Cape Sounio, Neptune's Temple

XXVIII

ISHR

European Section Meeting of the International Society for Heart Research

May 28-31 2008 Athens

XXVIII

European Section Meeting of the International Society for Heart Research

ISHR

May 28-31 2008 Athens

Under the Auspices of

- **HE the President of the Hellenic Republic Dr. Karolos Papoulias**

- **ALEXANDER S. ONASSIS PUBLIC BENEFIT FOUNDATION**
- **ATHENS UNIVERSITY MEDICAL SCHOOL**
- **BIOMEDICAL RESEARCH FOUNDATION, ACADEMY OF ATHENS**
- **HELLENIC CARDIOLOGICAL SOCIETY**
- **ONASSIS CARDIAC SURGERY CENTER**

- **MINISTRY OF TOURISM GREEK NATIONAL TOURISM ORGANISATION**

Greece

Council of the ISHR European Section

President
Fabio Di Lisa

President-elect
Sian Harding

Past President
Gerd Heusch

Secretary
Gary F. Baxter

Council Members
Michael Arad
Renée Ventura-Clapier
Stefan Chlopicki
Thomas Eschenhagen
Peter Ferdinandy
David Garcia-Dorado
Terje Larsen
Barbara McDermott
Jane-Lyse Samuel
Guro Lalen
Cees Van Echteld

LOCAL ORGANIZING COMMITTEE

Dennis V. Cokkinos, Chairman

Harisios Boudoulas
Alexandra Briassouli
Yassemi Capetanaki
Zoe Daifoti
Efstathios Iliodromitis
Michalis Koutsilieris
Iordanis Mourouzis
Ioannis Nanas
Costas Pantos
Athanasios Papavassiliou

SCIENTIFIC COMMITTEE

Fabio Di Lisa, President, European Chapter ISHR

Michael Arad
Gary F. Baxter
Stefan Chlopicki
Thomas Eschenhagen
Peter Ferdinandy
Moshe Flugelman
David Garcia-Dorado
Sian Harding
Gerd Heusch
Evangelia Kranias
Dimitrios Kremastinos
Terje Larsen
Barbara Mc Dermott
Jane-Lyse Samuel
Christodoulos Stefanadis
Guro Valen
Cees Van Echteld
Panayiotis Vardas
Renée Ventura-Clapier

MEETING CO-CHAIRMEN

Dennis V. Cokkinos **Fabio Di Lisa**

Welcome to the Meeting

It is a great pleasure to welcome you to join the 28th Meeting of the European Section of the International Society for Heart Research.

The program addresses topics relevant to cardiovascular research highlighting novel contributions and major recent achievements.

This interesting program has already attracted great interest as witnessed by the number of submitted abstracts, the highest in recent years. This quantity has been associated with a high quality of contributions, in the tradition of our Society. Exceptionally high has also been the number of applications to the ES-ISHR/Servier fellowship that is now a major attraction for bright young researchers in experimental Cardiology.

An additional interesting aspect is the significant participation of delegates from all the over the world giving this Congress an International status. All these notions provide clear signs of interest and vitality that confirm the ES-ISHR as a cornerstone in the development of cardiovascular research in Europe.

We hope that you will have time to enjoy Athens and Greece that, besides fascinating us with architectural treasures, represent the cradle of democracy and philosophy. All these artistic and intellectual expressions convey a sense of beauty that is also complemented by scientific achievements.

May 2008

Dennis Cokkinos and Fabio Di Lisa
On behalf of the Local Organising
and Scientific Program Committee

General Information

Language

The official language of the Meeting is English. Simultaneous translation to Greek-English will be provided only during the Opening Ceremony on 28 May 2008 at the University of Athens, Great Hall.

Badges

Badges will be given to all participants upon checking at the Registration Desk. Badges will be necessary for admission to any Meeting activity, including the Commercial Exhibition. For the Opening Ceremony and the Cultural Lectures special invitations will be additionally provided.

Oral Presentations

Please refer to the Speakers Ready Room because personal PCs cannot be accommodated.

A preview room with a slide reception desk for the acceptance and checking of slides is located at the MC3.2 room. All slides and PC disks should be clearly labelled with the presenters' name and the respective session. Speakers are kindly requested to hand out their slides or PC disks at least an hour prior to their respective presentation.

Posters

Posters have been numbered and listed according to the Scientific Committee's instructions, as mentioned in the final program. Posters should be affixed between 12:00 - 16:00 on Wednesday 28 May for presentation on Thursday 29 May, and at 08:30 hours on Friday 30 May, as scheduled in the program. They must be dismounted at the end of the day.

Three awards will be given for the best Poster Presentations. Winners will be chosen by an International Scientific Commitee on the basis of the scientific merit of the work and the presentation.

Certificate of Attendance

The certificates of attedance will be given by the meeting Secretariat on Saturday 31 May 2008.

Internet Corner

Computer workstations with access to the internet will be provided free of charge for all participants in the Speakers Ready Room (MC3.2 room).

Megaron Athens International Conference Centre
Vas. Sofias Ave. & Kokkali St.
115 21, Athens, Greece

The Megaron Athens International Conference Centre (MAICC), completed in 1991, is one of the world's finest conference venues.

Specialist companies and consultants from throughout Europe were brought together, as a team, to create a cultural centre to match the high standards of leading international orchestras and to create a conference centre with technical abilities unrivalled by most European venues. It offers acoustics, acclaimed both by the public and by renowned performers of the music and art world.

The International Conference Centre of the Megaron can accommodate a total number of 6,500 delegates and offers a total exhibition area of 4,800 square metres. The venue also provides state-of-the-art audiovisual equipment and built-in simultaneous interpretation systems.

It is situated right in the heart of Athens at the junction of Vassilissis Sofias Avenue and Kokkali Street. The Megaron also has a metro station named after it - 'Megaron Mousikis'.

The XXVIII European Section Meeting of the International Society for Heart Research will be held **in N. Skalkotas Hall, MC2 Room and MC3 Room.**

Venue Accessibility

The Megaron has received the European Union's 'Helios' award in the public buildings category for accessibility to those with special needs. The Venue and all the indoor areas inside are easily accessible. There are also restrooms for the physically disabled in all levels of the building.

How to Reach Megaron Athens International Conference Centre

The venue is easily accessible by metro, bus and trolley bus. It is also located at a walking distance from main hotels. Communication to and from the city center and the Athens International Airport or other locations is quite easy:

- 30-45 min away from the Athens International Airport (www.aia.gr)
- 3-5 min away from the city center.

By Metro: There is direct access from the airport and the city centre to the venue from the metro station ''Megaron Mousikis'' on metro line 3 (blue line)
Ticket price € 0,80.
The metro line 3 runs every 20 minutes from the airport and the trip to the city centre takes approximately 30 minutes and costs € 6,00

By Bus: The following busses, express busses and trolley busses pass and stop near the International Conference Center of the Athens Concert Hall.
Ticket price € 0,80.

- Busses: 450, 550, 601, 603
- Express Busses: X95 (direct airport line), A5, E6, E7, X14
- Cable "Trolley" Busses: 3, 7, 8, 13

For more information about the public transportation network in Athens please visit: www.oasa.gr.
The Athens International Airport "Eleftherios Venizelos" is located in Spata, 33 km southeast of Athens and serves all international and domestic flights. The airport is easily accessible from the Congress Venue and the city centre via motorway, express bus or metro.

An average journey by taxi from the airport to the city centre should take approximately 30-45 minutes, depending on traffic, costing around € 25,00 - € 35,00.

The express bus line X95 (direction Syntagma) serves Athens city centre. A ticket for the airport express line costs € 3,20. It allows unlimited travel by all public transport means (incl. bus and metro) for 24 hours from the time of validation.

Hotel Accommodation

Divani Caravel	De luxe *****
Athens Hilton	De luxe *****
Airotel Stratos Vassilikos	****
Ilissia Hotel	****
President Hotel	****
Oscar Hotel	***

All hotels except hotel Oscar, which is easily accessible by Metro, are within walking distance from Megaron Athens International Conference Centre


METRO LINE 1
Piraeus - Kifissia
METRO LINE 2
Ag.Dimitrios / Al.Panagoulis - Ag.Antonios
METRO LINE 3
Egaleo - Doukissis Plakentias - Airport
TRAM LINE
Syntagma - Faliro / Glyfada
SUBURBAN RAILWAY
HELLENIC RAILWAYS STATIONS (CENTRAL & PELOPONNESE)
DIMOKRATIAS AV EXIT
ATHENS-LAMIA EXIT
IRAKLIOU A EXIT
Ska
Iraklio
IRAKLIO
NEA IONIA
PEFKAKIA
PERISSOS
ANO PATISSIA
AG. ELEFTHERIOS
KATO PATISSIA
AG. ANTONIOS
SEPOLIA
AG. NIKOLAOS
Athens
ATTIKI
LARISSIS STATION
VICTORIA
ETHNIKI AMYNAS
PANORMOU
KATECHAKI
AMBELOKIPI
EGALEO
Rouf
METAXOURGHIO
OMONIA
ELEONAS
PANEPISTIMIO
MEGARO MOUSSIKIS
MONASTIRAKI
SYNTAGMA
KERAMIKOS
EVANGELISMOS
Hentris
THESSEION
AKROPOLI
PETRALONA
BAKNANA
KALLITHEA
HAVROS
SYNGROU-FIX
AG. IOANNIS
MOSCHATO
N. KOSMOS
DAFNI
FALIRO
AGIAS FOTINIS
MEGALOU ALEXANDROU
[SEF]
STADIO IRINIS & FILIAS
ELISIOS MARIVA
AG. DIMITRIOS
AL. PANAGOULI
PARKO ELISIOU
EDEM
MARINA

Stamatopoulos Tavern
26 Lisiou str., Plaka - Athens, tel. 210 3228 722
Dionyssos Restaurant
43 Robertou Gall str. - Athens, tel. 210 9233 182

	Metro Station
Megaron Athens International Conference Centre Vas. Sofias Ave. & Kokkali St., tel. 210 7282 333	Megaron Mousikis
National and Kapodistrian University of Athens 30 Panepistimiou St., Athens, tel. 210 3689 696	Panepistimio
Athens Hilton 46 Vassilissis Sofias Av., Athens, tel. 210 7281 000	Evangelismos
Divani Caravel 2 Vassileos Alexandrou St., Kesariani, tel. 210 7207 000	Evangelismos
Airotel Stratos Vassilikos 114 Michalakopoulou St., Athens, tel. 210 7706 611	Megaron Mousikis
Ilissia Hotel 25 Michalakopoulou St., Ilissia, tel. 210 7244 051	Evangelismos
President Hotel 43 Kifissias St., Ambelokipi, tel. 210 6989 000	Ambelokipi
Oscar Hotel 25 Filadelfias St. & Samou St., Larissis Railway Station, tel. 210 8834 215	Larissis

The ES-ISHR SERVIER RESEARCH FELLOWSHIP

The ISHR Servier Research fellowship aims to fostering European cardiovascular research integration. It is awarded annually to an ISHR member to support a cardiovascular research project with a European research group for a period of up to one year.

POSTER AWARDS

To highlight the importance of the science communicated by posters, the congress program committee will organise poster sessions. The best posters of each session will be nominated for the Poster Awards. Presenters of the winning posters will be awarded with a diploma during the award session.

YOUNG INVESTIGATORS' AWARD

Five investigators younger than 35 years, with abstracts of outstanding quality, will be requested to present their work in a special award session, see the program.

MEDAL OF MERIT

This year's Medal of merit is bestowed on Professor Denis Noble for his outstanding contributions to cardiovascular research. The laudatio will be given by Professor Guy Vassort.

Opening Ceremony - 28 May 2008 - 18:30
UNIVERSITY OF ATHENS - GREAT HALL
(Metro Station - red line "Panepistimio"
Busses will depart from the Conference Centre - last at 17:30)

Gala Dinner - 29 May 2008 - 20:30
DIONYSSOS ZONARS RESTAURANT
Price: € 50,00
Special price for Students and Trainees: € 40,00.
(Busses will depart from the Conference Centre - last at 20:15)

Excursion to Sounion - 30 May 2008 - 18:15
Price: € 60,00.
Special price for Students and Trainees: € 50,00.
(Busses will depart from the Conference Centre - last at 18:15)

Farewell Friendly Dinner in "Stamatopoulos" Taverna, Plaka - 31 May 2008 - 21:00
Price: € 20,00.
(Busses will depart from the Conference Centre - last at 20:30)

Other Events

- **Pre-Symposium on "Thyroid Hormones and the Heart" - 28 May 2008, 12:00-17:00**
- **Satellite Meeting sponsored by SERVIER on "Prevention and treatment of heart disease: A multifactorial approach" - 29 May 2008**
  No additional registration is needed

Registration

After April 1st, 2008 and on-site fees

Members	€ 300,00
Non members	€ 400,00
Students	€ 180,00
Accompanying Persons	€ 30,00

Registration Includes:
Opening ceremony and reception, access to the scientific sessions, the trade exhibition and poster areas, full congress material, coffee breaks, and lunches.
Registration starts on Wednesday 11:00 -16:00. Thursday - Saturday 08:30 - end of sessions.

ISHR Members
These rates apply only to fully paid-up members of the Society who have their name recorded in the ISHR international membership database.

Students - Trainees
To qualify for this rate, the registrant must be enrolled in an official training program (e.g. PhD studentship, fellowship, medical school) at the time of the Congress and /or under the age of 28 years on 28th May 2008. Written certification confirming the above must be provided.

Secretariat & Travel Arrangements:

Panos Travel & Co Ltd.
1, Alexioupoleos str. 16452 Athens - Greece
Tel: +30 2109962500, Fax: +30 2109969245
E-mail: ishr2008@panos-travel.gr
E-mail: info@panos-travel.gr

Wednesday, May 28, 2008

MAICC – MC3 Room

11.00-16.00 Registration
12.00-17.00 Pre-Symposium Meeting
Thyroid Hormones and the Heart

National and Kapodistrian University of Athens | Great Hall

18:30-20:40 Opening Ceremony

Thursday, May 29, 2008

MAICC – N. Skalkotas Hall

S1 9:00-10:30 Tumor necrosis factor-α and Interleukin -6; good or bad ?

11:00-12:00 Keith Reimer Lecture
Calcium Release in the Heart: in and out of control

S2 14:00-16:00 Young investigators' award competition

S3 16:30-18:00 Novel peptides and mediators

18:00 -19:15 Satellite Meeting
Prevention and treatment of heart disease:
A multifactorial approach

MAICC – MC3 Room

8:15-9:00 Cultural Lecture
The Music of Life

S4 9:00-10:30 Autologous stem cells and cardiac repair: towards a paracrine explanation

S5 16:30-18:00 Cardiac progenitor cells

Coffee Break

Lunch and Posters (Council meeting)

Coffee Break

20:30 Gala Dinner

Program at a glance

Friday, May 30, 2008

MAICC - N. Skalkotas Hall			MAICC - MC3 Room			MAICC - MC2 Room		
				8:15-9:00	Cultural Lecture The Hospices of Asklepieios in Ancient Greece			
S6	9:00-10:30	Accessory proteins in G-proteins coupled receptor signaling	**S10**	9:00-10:30	Vascular Protection	**S14**	9:00-10:30	Pacemaker activity
					Coffee Break			
S7	11:00-12:30	cGMP in ischaemia -reperfusion	**S11**	11:00-12:30	Cycloxygenase-2 risks and benefits: cardiac and vascular mechanisms	**S15**	11:00-12:30	Sarcoplasmic reticulum function and Calcium handling
					Lunch and Posters			
S8	14:30-16:00	Cellular volume control	**S12**	14:30-16:00	Novel aspects of Excitation-Contraction coupling	**S16**	14:30-16:00	Ion currents and electrical homeostasis
					Coffee Break			
S9	16:30-18:00	Oxygen sensing -Hypoxia Inducible Factor	**S13**	16:30-18:00	Myofilament mutations and misfolding	**S17**	16:30-18:00	Electrophysiological alterations in disease
				18:15	Excursion to Cape Sounio - Dinner			

Saturday, May 31, 2008

MAICC – N. Skalkotas Hall			MAICC – MC3 Room			MAICC – MC2 Room		
S18	9:00-10:30	Mitochondrial Reactive Oxygen Species pathways	**S20**	9:00-10:30	Matrix Metalloproteinases	**S22**	9:00-10:30	Translational control of cardiac response
			Coffee Break-General Assembly					
S19	11:30-13:00	Postconditioning: bench to bedside	**S21**	11:30-13:00	Cardiac Hypertrophy and Atrophy	**S23**	11:30-13:00	Current research in Greece (A)
			13:30-14:15	Young Investigators' and Poster Awards / Closing				
			Lunch					
						S24	15:00-17:00	Current research in Greece (B)

EBAC Accreditation

The XXVIII European Section Meeting of the International Society for Heart Research is accredited by the European Board for Accreditation in Cardiology (EBAC) for 19 hours of External CME credits.

Each participant should claim only those hours of credit that have actually been spent in the educational activity. EBAC works according to the quality standards of the European Accreditation Council for Continuing Medical Education (EACCME), which is an institution of the European Union of Medical Specialists (UEMS).

EBAC Disclosure

In compliance with EBAC/ EACCME guidelines, all speakers/ chairpersons participating in this program have disclosed potential conflicts of interest that might cause a bias in the presentations. The Organising Committee is responsible for ensuring that all potential conflicts of interest relevant to the programme are declared to the audience prior to the CME activities.

Country Codes

AR	Argentina
AT	Austria
AU	Australia
CA	Canada
CH	Switzerland
CN	China
CZ	Czech Republic
DE	Germany
DK	Denmark
EE	Estonia
ES	Spain
FR	France
GR	Greece
HU	Hungary
IL	Israel
IN	India
IR	Iran
IT	Italy
JO	Jordan
JP	Japan
NL	Netherlands
NO	Norway
PL	Poland
RO	Romania
RU	Russia
SG	Singapore
SK	Slovakia
TR	Turkey
UA	Ukraine
UK	United Kingdom
USA	United States of America
VE	Venezuela
ZA	South Africa

Wednesday, May 28, 2008

OPENING CEREMONY

18:30–19:15 **Opening Salutations**

Rector of the University of Athens (Host)

President of the ES/ISHR

Dean, Medical School of the University of Athens

President of the
Alexander S. Onassis Public Benefit Foundation

President of the Biomedical Research Foundation,
Academy of Athens

President, Hellenic Cardiological Society

President, Onassis Cardiac Surgery Center

Minister of Health and Social Solidarity

Opening of the Congress by HE
the President of the Hellenic Republic

Keynote Lecture

The Hippocratic Oath
D.V. Cokkinos (GR)

19:15–19:30 **Musical Program**
Video Interval

19:30–20:40 ES/ISHR Servier Awards

ES/ISHR Medal of Merit
D. Noble (UK)

Keynote Lecture

Calcium cycling in the cardiomyocyte:
A matter of life and death
E. Kranias (GR)

20:40 Reception

Thursday, May 29, 2008

S1 9:00–10:30 Tumor necrosis factor-α and Interleukin-6; good or bad?

Chair ***Michael Marber (UK)***
Andreas Skyschally (DE)

9:00–9:30 Signal transduction of TNF-α in the heart
Sandrine Lecour (ZA)

9:30–9:45 TNF-α and IL-1 induce IL-6 expression in human cardiac fibroblasts: role of p38 MAP kinase subtypes **(8)**
Neil A. Turner (UK)

9:45–10:00 TNF-α activates protein synthesis in neonatal rat ventricular cardiomyocytes through NF-kB and PI3-kinase **(256)**
Marijke Brink (SE)

10:00–10:30 Activation of the innate immune system in ischemic heart diseases: Receptors, transcription factors, cytokines
Stefan Frantz (DE)

10:30–11:00 Coffee Break

11:00–12:00 Keith Reimer Lecture

Chair ***Thomas Eschenhagen (DE)***
Sian Harding (UK)

Calcium Release in the Heart: in and out of control
David Eisner (UK)

12:00–14:00 Lunch and Posters (Council meeting)

S2 14:00–16:00 Young investigators' award competition

Chair ***Sian Harding (UK)***

14:00–14:20 Distinguished Awards

14:20–14:40 Cardiomyogenic potential of skeletal muscle-derived progenitor cells **(80)**
Claire Poulet (DE)

14:40–15:00 Acute and chronic exposure of VSMC to OXLDL alters nuclear protein import and cell growth through MAPK activation **(94)**
Mirna N Chahine (CA)

15:00–15:20 Polymorphism of MTHFR gene affects vascular redox and nitric oxide bioavailability by modifying eNOS coupling **(129)**
Charalambos Antoniades (UK)

15:20–15:40 Monoamine oxidase A triggers maladaptive cardiac hypertrophy contributing to the transition from compensation to failure **(184)**
Nina Kaludercic (IT)

15:40–16:00 CaMKII mediates angiotensin II-induced cardiomyocytes apoptosis. Role of Ca^{2+}, ROS and p38 MAPK **(127)**
Julieta Palomeque (AR)

16:00–16:30 Coffee Break

S3 16:30–18:00 Novel peptides and mediators

Chair ***Barbara McDermott (UK)***
Derek Yellon (UK)

16:30–17:00 Natriuretic peptides: new insights from genetically modified mice
Michaela Kuhn (DE)

17:00–17:15 Leptin-stimulated inhibition of mitochondrial permeability transition is dependent on presence of funtional ob-rb leptin receptor **(168)**
Richard Dixon (UK)

17:15–17:30 The negative inotropic and lusitropic actions of catestatin on the isolated rat heart: A potential therapy for hypertensive cardiomyopathy **(197)**
Bruno Tota (IT)

N. Skalkotas Hall

17:30-18:00	Urotensin as a novel mediator in the human cardiovascular system **Janet Maguire (UK)**
18:00-19:15	**Satellite Meeting sponsored by Servier** Prevention and treatment of heart disease: A multifactorial approach *Chair* ***Dennis Cokkinos (GR)*** ***Gerd Heusch (DE)***
18:00-18:15	Metabolic signals as regulators of cardiac growth and destruction **Heinrich Taegtmeyer (USA)**
18:15-18:30	Trimetazidine cardioprotection against ischemia and reperfusion injury **Costas Pantos (GR)**
18:30-18:45	The anti-atherosclerotic action of ACE inhibitors;clinical relevance **Athanasios Manolis (GR)**
18:45-19:00	The value of heart rate lowering in angina pectoris and heart failure **Themistoklis Maounis (GR)**
19:00-19:15	Overview **Gerd Heusch (DE)**
20:30	Gala Dinner

View of Parthenon at night

Thursday, May 29, 2008

8:15-9:00 **Cultural Lecture**

Chair ***Eutychios Vorides (GR)***

The Music of Life
Denis Noble (UK)

S4 9:00-10:30 Autologous stem cells and cardiac repair: towards a paracrine explanation

Chair ***Pieter Doevendans (NL)***
Christodoulos Stefanadis (GR)

9:00-9:30 Adult progenitor cell transplantation improves myocardial function by paracrine mechanisms
Cesare Terracciano (UK)

9:30-9:45 Human cardiac progenitor cells secrete paracrine factors in vitro and in vivo **(217)**
Isotta Chimenti (IT)

9:45-10:00 Bone marrow from exercise trained diabetic rats induces angiogenesis in the mice ischemic hind limb **(16)**
Merav Klo (IL)

10:00-10:30 Mesenchymal stem cells repair ischemic hearts through paracrine mechanisms
Massimiliano Gnecchi (IT)

10:30-11:00 Coffee Break

14:00-16:00 N. Skalkotas Hall
Young investigators' award competition

S5 16:30-18:00 Cardiac progenitor cells

Chair ***Dennis Cokkinos (GR)***
Sian Harding (UK)

16:30-17:00 Progenitor cells for cardiac repair
Pieter Doevendans (NL)

17:00-17:15 The effect of hypoxia on cardiomyocyte progenitor cell function **(266)**
Angelique A.M. van Oorschot (NL)

17:15-17:30 Postnatal Isl1+ progeny can be purified and cultivated from Isl1-Cre/R26-YFP mice **(236)**
Felix Friedrich (DE)

17:30-18:00 Isolation of cardiac progenitor cells from tissue culture explants: Cardiospheres and cardiosphere-derived cells
Lucio Barile (IT)

20:30 Gala Dinner

The numbers in parenthesis indicate the number in the Abstract Book

The Caryatids, Parthenon

1. Cell Signalling

Moderators: **F. Cuello (UK), I. Rizos (GR)**

1. **LEFT VENTRICULAR MYOCARDIAL INFARCTION IN MICE INDUCES SUSTAINED CARDIAC DEIODINASE TYPE III ACTIVITY (28)**
   C. J. Pol, E. D. van Deel, A. Muller, T. J. Visser, D. J. Duncker, W. S. Simonides (NL)

2. **S100A6 AND S100B DIFFERENTIALLY MODULATE MYOCYTE SURVIVAL IN A RAGE-DEPENDENT MANNER (57)**
   J. N. Tsoporis, S. Izhar, H. J. Huttunen, T. G. Parker (CA)

3. **RAS-ASSOCIATION FACTOR 1A (RASSF1A) REGULATES PRESSURE OVERLOAD-INDUCED HYPERTROPHY IN VIVO (105)**
   S. Prehar, M. Zi, D. Oceandy, A. Pickard, E. Cartwright, L. Neyses (UK)

4. **CARDIOPROTECTION BY 3-IODOTHYRONAMINE, A NEW ENDOGENOUS CHEMICAL MESSENGER (147)**
   S. Frascarelli, G. Chiellini, S. Ghelardoni, S. Ronca-Testoni, D.K. Grandy, T.S. Scanlan, R. Zucchi (IT)

5. **3-IODOTHYRONAMINE (T1AM) INDUCES VARIATION IN PHOSPHORYLATION PATTERN OF TYROSINE RESIDUES IN RAT HEART (148)**
   G. Chiellini, S. Ghelardoni, S. Frascarelli, S. Testoni, T. S. Scanlan, D. K. Grandy, R. Zucchi (IT)

6. **MECHANISMS OF BILE ACID SIGNALLING IN CARDIOMYOCYTES (151)**
   S. Hamimah, S. Abdul Kadir, S. Abu-Hayyeh, C. Williamson, J. Gorelik (UK)

7. **17β-ESTRADIOL MODULATION OF MALE RAT CARDIAC PERFORMANCE: INOTROPISM AND MECHANISM OF ACTION (205)**
   E. Filice, A. Recchia, D. Pellegrino, T. Angelone, M. Maggiolini, M.C. Cerra (IT)

8. **ATORVASTATIN INHIBITS C-REACTIVE PROTEIN - INDUCED UP-REGULATION OF RAGE AND ITS LIGAND EN-RAGE IN THP-1 CELLS (230)**
   N. Mahajan, V. Dhawan, A. Bahl (IN)

9. **DYSREGULATION OF PROTEIN PHOSPHATASE 2A CONTRIBUTES TO THE CARDIAC DYSFUNCTION INDUCED BY ENDOTOXAEMIA (269)**
   M. Marshall, H. Paur, N. Anilkumar, J. C. Kentish, A.M. Shah, A.C. Cave (UK)

2. Repair and Regeneration

Moderators: **P. Doevendans (NL), A. Manginas (GR)**

10. MESENCHYMAL STEM CELL THERAPY FOR HUMAN OLD MYOCARDIAL INFARCTION (1)
M. Mohyeddin, M.R. Mohamadhassani, H.E. Razavi, M. Sanatkarfar, B. Nikbin (IN)

11. IMPROVING OF SURVIVAL, ANGIOGENIC ACTIVITY AND EFFICIENCY OF MESENCHYMAL STEM CELLS BY MELATONIN INJECTED IN INFARCTED HEART (3)
C. Mias, M.-H. Seguelas, O. Lairez, E. Trouche, F. Dignat-George, F. Sabatier, M.-D. Piercecchi, D. Calise, A. Parini, D. Cussac (FR)

12. ADRENOMEDULLIN (AM) ENHANCES THERAPEUTIC POTENCY OF BONE MARROW TRANSPLANTATION FOR MYOCARDIAL INFARCTION (MI) IN RATS (12)
T. Fujii, N. Nagaya, H. Mori (JP)

13. THE USE OF EMBRYONIC STEM CELL-DERIVED CARDIOMYOCYTES AS A MODEL TO STUDY FETAL ARRHYTHMIA RELATED TO MATERNAL DISEASE (150)
S. Hamimah S. Abdul Kadir, N.N. Ali, S. Abu-Hayyeh, S.E. Harding, C. Williamson, J. Gorelik (UK)

14. CHARACTERISATION OF PUTATIVE STEM CELLS IN THE MAMMALIAN ADULT HEART USING A GFPTERT MOUSE (213)
G. Horrocks, N. Hole, A. Owens (UK)

15. STEM CELL-DERIVED CARDIAC PATCHES: A TISSUE ENGINEERING APPROACH TO CARDIAC HEALING (225)
G. Forte, F. Carotenuto, F. Pagliari, S. Pagliari, P. Cossa, R. Fiaccavento, A. Ahluwalia, G. Vozzi, B. Vinci, A. Serafino, M. Minieri, P. Di Nardo (IT)

16. CIRCULATION AND HOMING OF CD34+ PROGENITOR CELL POPULATIONS IN POSTMYOCARDITIC CARDIOMYOPATHY IN MICE (140)
S. Brunner, H. D. Theiss, M. Leiss, R. Fischer, W.-M. Franz (DE)

17. EPO TREATMENT AFTER ACUTE MI IN MICE ATTENUATES ISCHEMIC CARDIOMYOPATHY BY ENHANCED HOMING OF CXCR-4+ CELLS (139)
S. Brunner, J. Winogradow, R. Fischer, W.-M. Franz (DE)

18. INFUSED MARROW STROMAL CELLS LODGED IN DAMAGED MYOCARDIUM EXHIBIT A PHENOTYPE WITH STROMAL AND CARDIOMYOCYTE MARKERS (56)
J.N. Tsoporis, H. Jiang, X.-H. Wang, J.-F. Desjardins, A. Pourdjabbar, A. Keating, T.G. Parker (CA)

3. Ischemia/reperfusion/preconditioning/postconditioning

Moderators: **I. Paraskevaidis (GR), A. Vegh (HU)**

19. ISOLATED RAT VENTRICULAR MYOCYTES RETAIN PROTECTION AFFORDED BY IN VIVO HYPOXIC PRECONDITIONING OR CHRONIC HYPOXIA (33)
G.H. Borchert, J. Kopecky, F. Kolar (CZ)

20. INVESTIGATION OF CARDIOPROTECTIVE GENE EXPRESSION IN CARDIAC CELLS UNDER ANOXIA-REPERFUSION AND LATE POSTCONDITIONING (68)
O.V. Surova, V.E. Dosenko, A.A. Moybenko (UA)

21. INTERRELATION BETWEEN DIFFERENT DEATH MECHANISMS IN ANOXIA-REOXYGENATION OF NEONATAL RAT CARDIOMYOCYTES (69)
V. Dosenko, L. Tumanovska, O. Lisovyy, A. Moybenko (UA)

22. ERKs AND JNKs REGULATE HYDROGEN PEROXIDE-INDUCED EGR-1 mRNA AND PROTEIN STIMULATION AND NUCLEAR ACCUMULATION IN H9C2 CELLS (63)
I.-K. Aggeli, C. Gaitanaki, I. Beis (GR)

23. POSTCONDITIONING-PROTECTION AGAINST ACUTE REPERFUSION INJURY OF CARDIAC MYOCYTES BY LIMITING THE MITOCHONDRIAL CALCIUM OVERLOAD (103)
Y. Abdallah, T. Shahzad, W. Iraqi, S.A. Kasseckert, H.M. Piper (DE)

24. INVOLVEMENT OF MICROTUBULE ISOTYPES IN THE TOLERANCE OF CARDIOMYOCYTES TO COLD ISCHEMIA-REPERFUSION (145)
L. Devillard, D. Vandroux, C. Tissier, L. Dumont, J. Borgeot, L. Rochette, P. Athias (CA)

25. CASEIN KINASE 2 DEPENDENT REGULATION OF THE DEATH PROTEIN BNIP3 PROMOTES CELL SURVIVAL OF VENTRICULAR MYOCYTES (174)
J. Shaw, D. Baetz, N. Yurkova, F. Aguilar, T. Zhang, L.A. Kirshenbaum (CA)

26. RHO-KINASE MEDIATES REOXYGENATION-INDUCED CARDIOMYOCYTE DEATH AND PROMOTES MITOCHONDRIAL TRANSITION PORE OPENING (191)
S.A. Hamid, S.M. Davidson, D.S. Burley, D.M. Yellon, G.F. Baxter (UK)

27. LEVOSIMENDAN PROTECTS CARDIAC MYOCYTES FROM SIMULATED ISCHEMIA/REOXYGENATION THROUGH PI3-K AND ERK SIGNALING (201)
T. Markou, Z. Makridou, Y. Legakis, A. Lazou (GR)

28. THE ROLE OF RIP2 IN P38 MAPK ACTIVATION IN THE STRESSED HEART (7)
S. Jacquet, Y. Nishino, S. Kumphune, P. Sicard, J.E. Clark, K.S. Kobayashi, R.A. Flavell, J. Eickhoff, M. Cotten, M.S. Marber (UK)

4. Ischemia/reperfusion/preconditioning/postconditioning

Moderators: **D. Hausenloy (UK), R. Heads (UK)**

29. FIBROBLAST GROWTH FACTOR-2 STIMULATES MITOCHONDRIAL RESISTANCE TO INJURY AND PHOSPHORYLATION OF MITOCHONDRIAL CONNEXIN-43 (186)
W. Srisakuldee, Z. Makazan, B.E. Nickel, J.A. Thliveris, E. Kardami (CA)

30. ROLE OF TAB1 IN P38 DUAL PHOSPHORYLATION IN MYOCARDIAL ISCHEMIA (4)
S. Kumphune, M.S. Marber (UK)

31. EVIDENCE FOR SERCA AND BK(Ca) ACTIVATION IN BNP PROTECTION OF REPERFUSED MYOCARDIUM (14)
D.S. Burley, C.H. George, K.T. Wann, G.F. Baxter (UK)

32. PROTECTIVE ROLE OF β2- AND β3- ADRENOCEPTORS AT REPERFUSION IN ISOLATED RAT HEART (19)
P.E. Penson, W.R. Ford, E.J. Kidd, K.J. Broadley (UK)

33. THE EFFECT OF BRL37344 ON CARDIAC ISCHEMIA REPERFUSION INJURY (128)
D. Kaleli-Durman, B. Sonmez Uydes-Dogan, M. Kucur, O. Ozdemir (TR)

34. THE CARDIOPROTECTIVE EFFECT OF ATORVASTATIN- IS THERE A ROLE FOR THE ADENOSINE RECEPTOR? (160)
P. Shakkottai, S.M. Davidson, D.M. Yellon (UK)

35. A3 ADENOSINE RECEPTORS PROTECT THE MYOCARDIUM VIA RECRUITMENT OF PI3K-AKT-INOS CELL SURVIVAL PATHWAY (65)
P. Karjian, A. Hussain, H. Al-Rajaibi, H. Maddock (UK)

36. CASPASE INHIBITORS INDUCE PI3 KINASE MEDIATED MYOCARDIAL PROTECTION DURING EARLY REPERFUSION (66)
H. Al-Rajaibi, A. Hussain, R. James, H. Maddock (UK)

37. P38(BETA)-MAPK MEDIATED CARDIOPROTECTION BY CARBON MONOXIDE (CO) IN THE ISOLATED MOUSE HEART (190)
J. Clark, N. Sarafraz, M. Marber (UK)

38. CHARACTERISATION OF P38 ISOFORMS IN MURINE HEART (202)
N. Sarafraz, J. Clark, M. Marber (UK)

5. Ischemia/reperfusion/preconditioning/postconditioning

Moderators: **D. Chambers (UK), K.Ytrehus (NO)**

39. RIMONABANT PROTECTS AGAINST MYOCARDIAL ISCHEMIA-REPERFUSION INJURY IN VIVO (42)
C. Smith, S.Y. Lim, D. Yellon (UK)

40. THE ADIPOCYTOKINE, RESISTIN, IS NOT CARDIOPROTECTIVE DESPITE ACTIVATING COMPONENTS OF THE RISK PATHWAY (41)
S. Lim, C. Smith, A. Wynne, V. Sivaraman, S. Davidson, M. Mocanu, D. Hausenloy, D. Yellon (UK)

41. SPHINGOSINE-1-PHOSPHATE INDUCED CARDIOPROTECTION IS MEDIATED BY STAT-3 (71)
R. Kelly, J. King, S. Lecour (ZA)

42. UROCORTIN INDUCES HEART PROTECTION AGAINST ISCHEMIA-REPERFUSION INJURY (126)
E. Calderon-Sanchez, A. Dominguez Rodriguez, A. Ordonez, T. Smani (ES)

43. USING MULTIPHOTON MICROSCOPY TO EXAMINE THE RESPONSE OF THE HEART TO ISCHAEMIA AND REPERFUSION INJURY (159)
S.M. Davidson, M. Duchen, D.M. Yellon (UK)

44. CARDIOVASCULAR PROTECTIVE EFFECT OF DARBEPOETIN-A: A LONG-ACTING ERYTHROPOIETIC ANALOGUE (22)
D. Schlecht, M.-C. Machet, D. Antier, J.-M. Hyvelin (FR)

45. METFORMIN PROTECTS AGAINST MYOCARDIAL INFARCTION INDEPENDENT OF ITS GLUCOSE LOWERING EFFECTS (88)
M. Paiva, L. Gonçalves, L. Providência, M.M. Mocanu, D.M. Yellon (UK)

46. CARDIOPROTECTIVE EFFECTS OF PHARMACOLOGIC PRECONDITIONING BY NATURAL HONEY AGAINST ISCHEMIA/REPERFUSION INJURY (188)
M. Najafi, T.E. Oskouei, F. Rafie, E. Mahdizadeh-Aghdam (IR)

47. EFFECTS OF HYDROALCOHOLIC EXTRACT OF CYNODON DACTYLON (L.) PERS. ON ISCHEMIA/REPERFUSION-INDUCED ARRHYTHMIAS (189)
M. Najafi, H. Nazemiyeh, A. Garjani, A. Gharakhani, H. Ghavimi (IR)

48. SI NI TANG, A TCM REMEDY, IMPROVES MYOCARDIAL DYSFUNCTION AND REDUCES APOPTOSIS AFTER MYOCARDIAL INFARCTION (247)
W. Dietl, Y. Ma, M. Bauer, K. Trescher, R. Wolfsberger, V. Paulitschke, Ph. Hohensinner, J. Wojta, B.K. Podesser (AT)

6. Vascular Biology

Moderators: **S. Chlopicki (PL), V. Voudris (GR)**

49. HETEROGENEITY IN VASOMOTOR RESPONSES TO L- AND T-TYPE CALCIUM CHANNEL BLOCKERS (253)
C. Ball, D. Saint, D. Wilson, J. Beltrame (AU)

50. CORONARY BLOOD FLOW DURING REPERFUSION AS AN INDEX OF THE EXTENT OF MICROVASCULAR DAMAGE: EXPERIMENTAL STUDY (263)
E. Tsagalou, E. Charitos, J. Venetsanakos, N. Lazaris, C. Pantsios, F. Katsaros, K. Malliaras, D. Koudoumas, K. Xiromeritis, J. Nanas (GR)

51. BENEFICIAL EFFECTS OF CARIPORIDE ON CORONARY ENDOTHELIAL REACTIVITY IN STREPTOZOTOCIN-INDUCED DIABETES (110)
G. Vial, R. Gaye, H. Dubouchaud, R. Favier, X. Leverve, L. Demaison (FR)

52. QUERCETIN ATTENUATES HIGH GLUCOSE INDUCED MCP-1 EXPRESSION IN AORTIC ENDOTHELIAL CELLS BY INHIBITING NUCLEAR FACTOR-κB (132)
S.R. Panicker, M.S. Babu, C.C. Kartha, S. Chitra (IN)

53. ROLES OF OXIDANT STRESS AND MATRIX METALLOPROTEINASES IN ENDOTHELIUM-DEPENDENT RELAXATION OF DIABETIC RATS (134)
E. Nur Zeydanli, A. Bilginoglu, A. Koksoy, B. Turan (TR)

54. CHRONIC HIND LIMB ISCHEMIA PROMOTES CORONARY VESSEL AUGMENTATION IN THE NORMAL RABBIT HEART (130)
Z.S. Kyriakides, V. Varnavas , E. Glava, J. Spartinos, Th. Lyras, C. Glava, L. Kaklamanis (GR)

55. ATRIAL NATRIURETIC PEPTIDE (ANP) PROMOTES NEO-VASCULARIZATION (112)
A. Koukaliotis, A. Pyriochou, A. Papapetropoulos (GR)

56. MEVALONATE INDEPENDENT EFFECTS OF ATORVASTATIN ON ANGIOGENESIS: RELEVANCE TO CANCER (21)
A. Garjani, H. Rezazadeh, S. Andalib, M. Ziaee, N. Maleki (IR)

57. NOX2 MODULATION OF CELL CYCLE INHIBITORY PROTEIN P21(CIP1) EXPRESSION IN ENDOTHELIAL CELLS (5)
L. Fan, V. George, G. Brooks, J.-M. Li (UK)

58. HYDROGEN PEROXIDE STIMULATES THE CA^{2+}-ACTIVATED BIG-CONDUCTANCE K CHANNELS (BK) THROUGH c-GMP SIGNALING PATHWAY IN CULTURED HUMAN ENDOTHELIAL CELLS (26)
D.-L. Dong, P. Yue, D.-H. Lin, B.-F. Yang, W.-H. Wang (CN)

59. STIMULATION OF c-GMP SIGNALING PROVIDES PROTECTION OF ENDOTHELIAL CELLS TO REPERFUSION INJURY (113)
S.A. Kasseckert, C. Schaefer, H.M. Piper, Y.Abdallah (DE)

60. SEASONAL VARIATIONS IN CORONARY ENDOTHELIAL FUNCTION AND O_2^- GENERATION IN ISOLATED GUINEA-PIG HEART (37)
A. Konior, E. Klemenska, A. Beresewicz (PL)

61. ET-1-INDUCED O_2^- GENERATION AND ENDOTHELIAL DYSFUNCTION IN GUINEA-PIG HEART; ROLE OF PKC, MITOCHONDRIA, NADPH AND XANTHINE OXIDASE (38)
E. Klemenska, A. Konior, A. Beresewicz (PL)

7. EC coupling / Electrophysiology

Moderators: **T. Kolettis (GR), U. Ravens (DE)**

62. EVIDENCE FOR AN UNIDENTIFIED KINASE ACTIVITY PHOSPHORYLATING MYOSIN LIGHT CHAIN-2 IN QUIESCENT CARDIOMYOCYTES (169)
H. Eikemo, C.H. Nguyen, F. Olav Levy, T. Skomedal, J.-B. Osnes (NO)

63. EXPRESSION OF Ca^{2+}-HANDLING PROTEINS IN AGED RAT HEART (30)
D. Dobrota, P. Kaplan, D. Jurkovicova, E. Babusikova, S. Hudecova, P. Racay, M. Sirova, J. Lehotsky, A. Drgova, O. Krizanova (SK)

64. DIFFERENT MODULATION OF TYPE 1 AND 2 IP3 RECEPTORS BY STRESS AND CATECHOLAMINES (31)
O. Krizanova, S. Pastorekova, R. Kvetnansky (SK)

65. SURFACE MORPHOLOGY AND CALCIUM CONTROL IN MYOCYTES FROM A RAT MI MODEL OF HEART FAILURE (93)
A. Lyon, J. Gorelik, S. Dubb, K. Macleod, P. Poole-Wilson, S. Harding (UK)

66. PROGRESSIVE SLOWING OF CALCIUM TRANSIENT DECLINE AND DEVELOPMENT OF DIASTOLIC HEART FAILURE IN SERCA2 KNOCKOUT MICE (154)
W.E. Louch, M. Aronsen, I. Sjaastad, H.K. Mork, K.B. Andersson, K. Hougen, G. Christensen, O.M. Sejersted (NO)

67. αB-CRYSTALLIN AND HSP25 MEDIATE PROTECTION OF THE DESMIN NULL MYOCARDIUM (195)
E. Soumaka, K. Rapti, A. Diokmetzidou, D.J. Milner, M. Mavroidis, Y. Capetanaki (GR)

68. DESMIN TAIL MUTATION LINKED TO HUMAN DILATED CARDIOMYOPATHY PROMOTES CLEAVAGE OF THE N-TERMINUS AND ABOLISHES Z-DISC LOCALIZATION (203)
M. Mavroidis, I. Kostavasili, P. Panagopoulou, N. Weisleder, Y. Capetanaki (GR)

69. INVESTIGATION OF A MOUSE MODEL OF FAMILIAL DCM WITH ACTC E361G MUTATION (260)
W. Song, E. Dyer, D. Wells, S. Harding, D. Stuckey, C. Carr, K. Clarke, S. Marston (UK)

70. OMEGA-3 FA AND ATORVASTATIN DECREASE VF THRESHOLD AND PRESERVE CARDIOMYOCYTE STRUCTURE IN HYPERTRIGLYCERIDEMIC RATS (196)
N. Tribulova, V. Knezl, L. Okruhlicova, J. Vlkovicova, J. Slezak (SK)

71. THE EFFECTS OF THREE ATYPICAL ANTIPSYCHOTIC DRUGS ON THE ISOLATED RABBIT HEART (204)
E. Mako, Sz. Orosz, S. Farka (HU)

8. EC coupling / Electrophysiology

Moderators: **E. Cerbai (IT), C. Terracciano (UK)**

72. REPERFUSION ARRHYTHMIAS ARE ASSOCIATED WITH HIGH PROTON RELEASE (108)
V. Bourahla, X. Leverve, L. Demaison (FR)

73. SUPPRESSION OF ISCHEMIC ARRHYTHMIAS IN THE DIABETIC HEART DOES NOT REQUIRE PI3K/AKT AND ROS: RELEVANCE TO ISCHEMIC PRECONDITIONING (120)
J. Matejikova, J. Neckar, F. Kolar, T. Ravingerova (SK)

74. ELECTROPHYSIOLOGICAL CHARACTERISTICS OF HEART VENTRICULAR PAPILLARY MUSCLES FROM HISTIDINE DECARBOXYLASE KNOCK OUT AND WILD TYPE MICE: EFFECTS OF ROSIGLITAZONE (138)
A. Szebeni, V. Kecskemeti (HU)

75. BENEFICIAL EFFECTS OF NON-SELECTIVE BETA BLOCKERS ON MECHANICAL AND ELECTRICAL ACTIVITIES OF DIABETIC RAT HEART (152)
E. Tuncay, A. Seymen, B. Turan (TR)

76. MODEL-BASED ANALYSIS OF THE ß-ADRENERGIC MODULATION OF IKs IN THE GUINEA-PIG VENTRICLE (209)
S. Severi, C. Corsi, M. Rocchetti, A. Zaza (IT)

77. VENTRICULAR REPOLARIZATION AT VOLUME OVERLOAD IN DOGS (177)
S.L. Goshka, J.E. Azarov, S.M. Chamkin, M.P. Kunevitch, D.N. Shmakov (RU)

78. SPECIES-DEPENDENT DIFFERENCES IN THE INFLUENCE OF HEART RATE VARIABILITY ON SHORT-TERM VARIABILITY OF REPOLARIZATION (212)
K. Tabori, I. Baczko, C. Lengyel, A. Orosz, R. Pap, L. Saghy, J.G. Papp, A. Varro (HU)

79. RESEARCH ON NOVEL TARGETS REGULATING CARDIAC ISCHEMIC ARRHYTHMIAS (58)
B.F. Yang, Y.J. Lv, Y. Zhang, C.Q. Xu, H.L. Shan, Z.W. Pan, B.X. Li (CN)

80. THE RELATION BETWEEN LATE VENTRICULAR POTENTIALS AND ISOINTEGRAL QRST BODY SURFACE MAPS IN CHRONIC MYOCARDIAL INFARCTION PATIENTS (47)
I. Mozos, M. Hancu, A. Cristescu (RO)

81. FACTORS ASSOCIATED WITH CARDIAC FAILURE (48)
I. Mozos, M. Hancu, A. Cristescu (RO)

9. Hypertrophy/ Remodeling / Heart Failure

Moderators: **J. Nanas (GR), A. Skyschally (DE)**

82. DIRECT DELIVERY OF NEURONAL NITRIC OXIDE SYNTHASE INTO MYOCARDIUM IMPROVES HEART FAILURE AFTER ACUTE MYOCARDIAL INFARCTION IN RATS (23)
A. Hatada, Y. Okamura, M. Maeda (JP)

83. COMPARISON OF MELATONIN, CAPTOPRIL AND SIMVASTATIN ON THE HEART REMODELING IN SPONTANEOUSLY HYPERTENSIVE RATS (241)
F. Simko, L. Paulis, A. Potacova, V. Pelouch, K. Krajcirovicova, S. Kojsova, Z. Csizmadiova, M. Adamcova, O. Pechanova (CZ)

84. INCREASED MYOCARDIAL ARGINASE EXPRESSION IN FAILING HEARTS (102)
S. Aker, K. Klein, A. Totzeck, AC. Sewell, K. Boengler, P. Kleinbongard, I. Konietzka, A. van de Sand, G. Heusch, R. Schulz (DE)

85. EFFECTS OF THE COPPER(II) ASPIRINATE COMPLEX ON CARDIOVASCULAR DYSFUNCTION ASSOCIATED WITH AGING (239)
T. Radovits, S. Loganathan, G.Veres, M. Karck, G. Szabo (DE)

86. CHRONIC SILDENAFIL ADMINISTRATION DOES NOT AFFECT THE REMODELING OF THE LEFT VENTRICLE AFTER MYOCARDIAL INFARCTION IN RATS (131)
K. Kontaras, J. Spartinos, V. Varnavas, C. Pantos, M. Koutouzis, A. Papalois, T.M. Kolettis, Z.S. Kyriakides (GR)

87. PHOSPHODIESTERASE - 5 INHIBITOR "ORDONAFIL" PREVENTS MYOCARDIAL HYPERTROPHY (249)
S.Y. Khatib, M. Al-Kinabi, N. Alawnah (JO)

88. REMOTE DELIVERY OF DNA ENCODING FOR HYPOXIA-INDUCIBLE FACTOR 1 ALPHA PROTECTS AGAINST MYOCARDIAL REMODELING IN VIVO (61)
G. Czibik, J. Gravning, V. Martinov, H. Attramadal, G. Valen (NO)

89. SHORT-TERM EXERCISE TRAINING INDUCES CARDIAC PROTECTION THROUGH MOLECULAR STIMULATION OF THE REMODELED LEFT VENTRICLE (137)
D. Anat, P.-C. Metsada, J. Jasmine, S. Mickey (IL)

90. DETERMINATION OF EFFICIENCY OF ISOLATED HYPERTROPHIC AND CONTROL RAT PAPILLARY MUSCLE FROM WORK AND OXYGEN USED (104)
Y.Y. Wong, M.L. Handoko, F.S. de Man, K.T. Mouchaers, A. Vonk-Noordegraaf, W.J. van der Laarse (NL)

91. FXR NUCLEAR RECEPTOR DOWN-REGULATION IN LEFT VENTRICLE OF AGING SHR: A POSSIBLE END-STAGE HEART FAILURE BIOENERGETICS ADJUSTMENT (261)
V. Salpeas, I. Rizos, A. Rigopoulos, E. Sakadakis, G. Villaras, L. Rallidis, D. Kremastinos, E. Patsouris (GR)

92. T-TYPE Ca^{2+} CHANNEL ANTAGONISTS ATTENUATED ALDOSTERONE, ENDOTHELIN-1, AND ANGIOTENSIN-II-INDUCED IL-18 EXPRESSION IN RAT CARDIOMYOCYTES. (96)
T. Doi, T. Sakoda, T. Naka, T. Akagami, M. Ohyanagi (JP)

93. TONIC SUPPORT OF CONTRACTION INVOLVING THE PI3 KINASE PATHWAY IN VENTRICULAR MYOCYTES FROM FAILING HUMAN HEART (99)
E.A. Garcia, G.K. Kanda, A. Lyon, C.E. Gallon, A.E. Messer, P. O'Gara, S.B. Marston, S.E. Harding (UK)

94. ALTERED K(ATP) EXPRESSION AND ELECTROPHYSIOLOGY IN HEART FAILURE: REPLICATION IN VITRO WITH TUMOR NECROSIS FACTOR-α (101)
N. I. Tavares, P. Philip-Couderc, A.J. Baertschi, R. Lerch, Ch. Montessuit (CH)

Byzantine Cathedral in Mystras, the Peloponnese

10. Metabolism

Moderators: **M. Arad (IL), E. Seppet (EE)**

95. EFFECT OF AMP DEAMINASE INHIBITION ON METABOLISM AND VIABILITY OF ISOLATED RAT CARDIOMYOCYTES (258)
T. Borkowski, A. Yuen, M. Lipinski, E.M. Slominska, R.T. Smolenski (PL)

96. DISTINCT ORGANIZATION OF ENERGY METABOLISM IN HL-1 CARDIAC CELLS AND CARDIOMYOCYTES (165)
E. Seppet, K. Paju, M. Roosimaa, L. Kadaja, N. Peet, M. Eimre, E. Orlova, V. Saks (EE)

97. FLUORESCENCE ASSAY FOR MITOCHONDRIAL PERMEABILITY TRANSITION IN CARDIOMYOCYTES CULTURED IN A MICROTITER PLATE (18)
M. Louise, M. Christensen, M. Treiman (DK)

98. CRYOPRESERVATION OF HEART MITOCHONDRIA: EFFECT ON RESPIRATION AND REGULATION OF THE PERMEABILITY TRANSITION PORE BY NITRIC OXIDE (114)
W. Cheng, R. Brixley, A.P. Halestrap, E.J. Griffiths (UK)

99. SEASONAL VARIATIONS IN PROPERTIES OF RAT HEART MITOCHONDRIA: EFFECT ON MEMBRANE FLUIDITY AND ATPase ACTIVITY IN DIABETES (182)
J. Mujkosova, M. Ferko, I. Waczulikova, M. Zeman, M. Okuliarova, A. Ziegelhoffer (SK)

100. AUGMENTED OXIDATIVE CAPACITY OF THE HYPERTHYROID HEART IS NOT ASSOCIATED WITH AN INCREASE IN MITOCHONDRIAL BIOGENESIS (216)
S. Rimbaud, D. Fortin, A. Garnier, R. Ventura-Clapier, V. Veksler (FR)

101. INTERFIBRILLAR MITOCHONDRIA IN ω-3 PUFA-FED RATS EXHIBIT A HIGHER RESISTANCE TO CALCIUM THAN SUBSARCOLEMMAL ONES (226)
O. Panasiuk, O. Moybenko (UA)

102. MITOCHONDRIAL BIOGENESIS AND ENERGY METABOLISM IN CARDIAC PATHOLOGICAL VERSUS PHYSIOLOGICAL HYPERTROPHY (242)
S. Rimbaud, L. Barneoud, H. Sanchez, D. fortin, V. Veksler, X. Bigard, R. Ventura-Clapier, A. Garnier (FR)

103. HIGH-FAT DIET ALTERS PHYSICAL AND MENTAL PERFORMANCE VIA CHANGES IN MITOCHONDRIAL UCPS (254)
N. Knight, A. Murray, K. Clarke (UK)

104. HYPEROXIA INFLUENCES THE SUBSTRATE-DEPENDENCE OF THE POST-ISCHEMIC CARDIOMYOCYTE RECOVERY (144)
C. Tissier, D. Vandroux, L. Dumont, J. Borgeot, L. Devillard, C. Girard, L. Rochette, P. Athias (FR)

105. $p66^{shc}$ AND OXIDATIVE STRESS INDUCED BY POST-ISCHEMIC REPERFUSION INJURY (122)
A. Carpi, M. Giorgio, P.G. Pelicci, P. Bernardi, F. Di Lisa, R. Menabo (IT)

106. GENOMICS IN CARDIAC METABOLISM (229)
J.L. Samuel, M.C. Schaub, M. Zaugg, M. Mamas, W.B. Dunn, B. Swynghedauw (FR)

11. Myocardial Biology

Moderators: **G. Ambrosio (IT), Z. Daifoti (GR)**

107. INTERACTION WITH HSP90 PROTECTS NITRIC OXIDE SYNTHASES FROM PROTEOLYTIC DEGRADATION BY CALPAIN (2)
D. Melloni, M. Averna, R. Stifanese, R. De Tullio, F. Salamino, M. Bertuccio, S. Pontremoli (IT)

108. CHANGES OF HPS90 IN THE HEART FAILURE INDUCED BY AUTOIMMUNE MYOCARDITIS IN THE RAT (25)
Y. Sanzen, Y. Ohta, K. Kato, Y. Yoshida, T. Yamamoto, T. Kawada, M. Nakazawa (JP)

109. EVALUATION OF CARDIAC FUNCTION IN AN ANIMAL MODEL OF LPS-INDUCED ENDOTOXIC SHOCK (149)
A. Baumgartner, M. Bauer, W. Dietl, M. Hasun, A. Jakubowski, K. Trescher, S. Hallstrom, B.K. Podesser, L. Boltzmann (DE)

110. METHYLNICOTINAMIDE REDUCES DIASTOLIC STIFFNESS AND CARDIAC COLLAGEN CROSSLINKS IN POSTINFARCTION REMODELING IN THE RAT (259)
T. Borkowski, R. Kaminski, A. Yuen, E.M. Slominska, G. Raczak, R.T. Smolenski (PL)

111. CATALASE ACTIVITY DURING POSTNATAL CARDIAC DEVELOPMENT CORRELATES WITH RECOVERY FOLLOWING REPERFUSION INJURY (143)
S. Martin, N. Shukla, H. Lin, J. Jeremy, M.-S. Suleiman (UK)

112. MYOSPRYN ASSOCIATES TO DESMIN AND IS IMPORTANT IN HEART DEVELOPMENT (153)
A. Kouloumenta, M. Mavroidis, D. Beis, Y. Capetanaki (GR)

113. DESMIN IS A TARGET AND MEDIATOR OF CASPASE DEPENDENT TNF-α INDUCED AGGREGATE FORMATION AND INTERCALATED DISC REORGANIZATION (115)
P. Panagopoulou, D.L. Mann, Y. Capetanaki (GR)

114. ACTIVATED PLATELETS ENHANCE MCP-1 EXPRESSION FROM RAT CARDIAC FIBROBLAST CELLS (100)
S. Yabanoglu, C. Ordener, A. Parini, N. Pizzinat (FR)

115. DISRUPTION OF ELECTRON TRANSPORT BETWEEN COMPLEXES II AND III IS ANTI-ARRHYTHMIC DURING REPERFUSION VIA REDUCED OXIDATIVE STRESS (109)
V. Bourahla, D. Urrecheaga, H. Dubouchaud, M. Schlattner, U. Schlattner, S. Bottari, X. Leverve, L. Demaison (FR)

116. THE EFFECTS OF SODIUM SUBSTITUTION ON ACTION POTENTIAL WAVEFORMS IN CELLS WITH DIFFERENT UPSTROKE VELOCITY OF SINOATRIAL AREA (54)
V.A. Golovko (RU)

Friday, May 30, 2008

S6 9:00–10:30 Accessory proteins in G-proteins coupled receptor signaling

Chair ***Friederike Cuello (UK)***
Michalis Koutsilieris (GR)

9:00–9:30 Nucleoside diphosphate kinase B/Gbg complex formation controls heterotrimeric G protein expression in the zebrafish
Thomas Wieland (DE)

9:30–9:45 Inducible and cardiac specific inhibitor-1 overexpression enhances contractile performance in the murine heart **(262)**
Katrin Wittkopper (DE)

9:45–10:00 PDE4B is the predominant PDE4 isoform regulating the L-type Ca^{2+} current in mouse ventricular myocytes **(219)**
Jerôme Leroy (FR)

10:00–10:30 The role of RAMPs in modulating GPCRs
David Poyner (UK)

10:30–11:00 Coffee Break

S7 11:00–12:30 cGMP in ischaemia –reperfusion

Chair ***Gary Baxter (UK)***
Rainer Schulz (DE)

11:00–11:30 cGMP signaling to mitochondria in pre- and post-conditioning
Jim Downey (USA)

11:30–11:45 Nitric oxide effects depend on different phosphodiesterases activity in the rat heart **(142)**
Emine Demirel-Yilmaz (TR)

11:45–12:00 Role of NO-cGMP-PKG signalling in the protection of cardiac myocytes subjected to hypoxia/reoxygenation **(231)**
Aniko Gorbe (HU)

12:00–12:30 cGMP synthesis and degradation during ischemia-reperfusion:are they modified by preconditioning?
Luis Agullo (ES)

12:30–14:30 Lunch and Posters

The numbers in parenthesis indicate the number in the Abstract Book

S8 14:30-16:00 Cellular volume control

Chair ***Athanasios Papavassiliou (GR)***
Renee Ventura-Clapier (FR)

14:30-15:00 Role of aquaporin-4 in water transport and cell volume control in brain
Ole Petter Ottersen (NO)

15:00-15:15 Role of nitric oxide in the modulation of gap junction channels **(97)**
Marton Gonczi (HU)

15:15-15:30 Catenins and connexin-43 gap junction remodelling in human congestive heart failure **(136)**
Alexandra Bruce (UK)

15:30-16:00 Connexin-43 and protection from myocardial ischemia/reperfusion injury
Kerstin Boengler (DE)

16:00-16:30 Coffee Break

S9 16:30-18:00 Oxygen sensing –Hypoxia Inducible Factor

Chair ***Fabio Di Lisa (IT)***
Warner Simonides (NL)

16:30-17:00 Activation of HIF-1 by mediators of inflammation
Joachim Fandrey (DE)

17:00-17:15 Expression of HIF-1α and HIF-3α differentially changed in rat heart ventricles after hypoxic preconditioning **(32)**
Alla G Portnychenko (UA)

17:15-17:30 Induction of carbonic anhydrase IX in rat cardiomyocytes: link to hypoxia and disruption of oxygen sensing **(183)**
Attila Ziegelhoffer (SK)

17:30-18:00 Hypoxia-inducible factor 1 alpha as a cardioprotective agent
Guro Valen (NO)

18:15 Excursion to Cape Sounio - Dinner

The numbers in parenthesis indicate the number in the Abstract Book

8:15-9:00 **Cultural Lecture**

Chair ***Spyros Marketos (GR)***
The Hospices of Asklepieios in Ancient Greece
Stephanos Geroulanos (GR)

S10 9:00-10:30 Vascular Protection

Chair ***Stefan Chlopicki (PL)***
Moshe Flugelman (IL)

9:00-9:25 Vascular protection
R Wayne Alexander (USA)

9:25-9:50 Mechanisms regulating soluble guanylyl cyclase activity
Andreas Papapetropoulos (GR)

09:50-10:05 Differentiating dermal stem cells into vascular endothelial cells for use in tissue engineering vascular grafts **(214)**
Emma Bell (UK)

10:05-10:30 Critical role of the glycocalyx in endothelial function and dysfunction
Hans Vink (NL)

10:30-11:00 Coffee Break

S11 11:00-12:30 Cycloxygenase-2 risks and benefits: cardiac and vascular mechanisms

Chair ***Harisios Boudoulas (GR)***
Cees Van Echteld (NL)

11:00-11:25 COX-2 in cardioprotection
Javier Inserte (ES)

11:25-11:40 Interleukin-18, endothelin-1 and aldosterone induce smooth muscle senescence via RHO-kinase- and PPAR-dependent pathways **(67)**
Takafumi Akagami (JP)

11:40-12:05 Regulation of COX-2 expression by calcineurin and PKC in cardiac fibroblasts
Richard Heads (UK)

12:05-12:30 COX-2 inhibition – the real risks
Jane Mitchell (UK)

12:30-14:30 Lunch and Posters

The numbers in parenthesis indicate the number in the Abstract Book

S12 14:30–16:00 Novel aspects of excitation -contraction coupling

Chair ***Terje Larsen (NO)***
Ursula Ravens (DE)

14:30–15:00 Autacoid and hormonal regulation of intracellular Ca^{2+}
Riccardo Zucchi (IT)

15:00–15:15 Analysis of a "humanized" phospholamban mouse model reveals new pathways linking Ca^{2+} cycling and cardiac electrophysiology **(78)**
Despina Sanoudou (GR)

15:15–15:30 Regulation of calreticulin, a SR chaperone, in human heart failure **(116)**
Albrecht Schmidt (AT)

15:30–16:00 Frequency-dependent regulation of contraction: a role for phospholemman
Michael Shattock (UK)

16:00–16:30 Coffee Break

S13 16:30–18:00 Myofilament mutations and misfolding

Chair ***Yiassemi Capetanaki (GR)***
Lucie Carrier (DE)

16:30–17:00 The ubiquitin-proteasome system and cardiac myosin binding protein C
Oliver Zolk (DE)

17:00–17:15 Influence of cTnI-R145G on ventricle cell contraction depends on β-adrenergic receptor stimulation **(158)**
Sebastian Preilowski (DE)

17:15–17:30 MyBP-C phosphorylation in donor, failing and HOCM human heart muscle **(46)**
Steven Marston (UK)

17:30–18:00 Impact of HCM-associated myofilament protein mutations on contraction and relaxation of human cardiac myofibrils
Corrado Poggesi (IT)

18:15 Excursion to Cape Sounio - Dinner

S14 9:00-10:30 Pacemaker activity

Chair ***Elisabetta Cerbai (IT)***
Dobromir Dobrev (DE)

9:00-9:30 The pacemaker current and heart rate control: clinical relevance of a basic concept
Dario DiFrancesco (IT)

9:30-9:45 Improvement of myocardial blood flow and function and infarct size reduction by heart rate reduction with ivabradine **(81)**
Andreas Skyschally (DE)

9:45-10:00 Expression alterations of ion channels for I_{k1} current in dilated cardiomyopathy of human heart **(237)**
Viktória Szüts (HU)

10:00-10:30 Expression of ion channels in the human sinus node - prediction of pacemaker activity
Halina Dobrzynski (UK)

10:30-11:00 Coffee Break

S15 11:00-12:30 Sarcoplasmic reticulum function and calcium handling

Chair ***Dimitrios Kremastinos (GR)***
Michael Shattock (UK)

11:00-11:25 Life without SERCA in the heart
Geir Christensen (NO)

11:25-11:40 Heterogeneous SERCA2a transfection reduces ventricular arrhythmias in the rat model of heart failure **(9)**
Alexander Lyon (UK)

11:40-12:05 Calcium regulation in coronary diseased hearts from ApoE-/- mouse
Saadeh Suleiman (UK)

12:05-12:30 Regulatory proteins and SR function
Godfrey Smith (UK)

12:30 -14:30 Lunch and Posters

The numbers in parenthesis indicate the number in the Abstract Book

S16 14:30-16:00 Ion currents and electrical homeostasis

Chair ***Dario DiFrancesco (IT)***
Andras Varro (HU)

14:30-15:00 Adrenergic modulation of repolarising currents
Antonio Zaza (IT)

15:00-15:15 Positive inotropic of urocortin on cardiomyocytes: role of L-type calcium channels **(125)**
Tarik Smani (ES)

15:15-15:30 Weaker contribution of I_{k1} current to the cardiac repolarization reserve in human versus dog ventricular muscle **(178)**
Norbert Jost (HU)

15:30-16:00 K(ATP) channel expression and function in post-infarct remodelling
Christophe Montessuit (CH)

16:00-16:30 Coffee Break

S17 16:30-18:00 Electrophysiological alterations in disease

Chair ***Panayiotis Vardas (GR)***
Antonio Zaza (IT)

16:30-17:00 Diabetes mellitus and functional remodelling in mammalian heart
Elisabetta Cerbai (IT)

17:00-17:15 K(ATP)-mediated potassium effluxes in intact diabetic rat hearts **(35)**
Olga Jilkina (CA)

17:15-17:30 Increased short-term QT variability in patients with type 1 diabetes mellitus: implications for repolarization reserve **(171)**
Istvan Baczkó (HU)

17:30-18:00 Effects of hyperthyroidism on delayed rectifier K^+ currents in left and right murine atria
Wolfgang Dillmann (USA)

18:15 Excursion to Cape Sounio - Dinner

12. Cell Signalling

Moderators: **S. Harding (UK), M. Marber (UK)**

117. DELINEATING THE MOLECULAR PATHWAYS INVOLVED IN ENDOTHELIN-1-INDUCED EFFECTS IN ADULT RAT VENTRICULAR MYOCYTES (89)
I. Smyrnias, M. D. Bootman, H. L. Roderick (UK)

118. DUAL ENDOTHELIN-1 RECEPTOR ANTAGONISM PREVENTS CHRONIC INTERMITTENT HYPOXIA-INDUCED CARDIOVASCULAR ALTERATIONS IN RATS (235)
E. Belaidi, N. Miguet, P. Levy, C. Ribuot, D. Godin-Ribuot (FR)

119. OVEREXPRESSION OF ADIPONECTIN RECEPTORS POTENTIATES ANTI-INFLAMMATORY ACTION OF GLOBULAR ADIPONECTIN IN ENDOTHELIAL CELLS (185)
P. Zhang, Y. Wang, Y. Fan, Z. Tang, N. Wang (CN)

120. APELIN PROTECTS AGAINST OXIDATIVE STRESS AND APOPTOSIS IN NEONATAL RAT CARDIAC MYOCYTES (170)
O. Kunduzova, S. Yabanoglu, P. Valet, A. Parini (FR)

121. CHARACTERIZATION OF PLASMA AND PERICARDIAL GHRELIN LEVELS IN PATIENTS WITH HEART DISEASE (234)
B. Sax, A. Nagy, K. Turi, M. Kerekes, K. Cseh, V. Kekesi (HU)

122. BENEFICIAL EFFECTS OF LONG-TERM TREATMENT WITH BETA-ADRENERGIC BLOCKER ON DEPRESSED HEART FUNCTION OF FEMALE RATS (250)
A. Seymen, E. Tuncay, H. Gurdal, B. Turan (TR)

123. CARDIOPROTECTION OF BRADYKININ AT REPERFUSION IN ISOLATED RAT HEARTS REQUIRES A TRANSACTIVATION OF THE EGF RECEPTOR (111)
T. Krieg, C. Methner, U. Donat, S. Felix (DE)

124. PROTEIN KINASE C DELTA AND EPSILON ISOFORMS HAVE DIVERGENT ROLES IN SIMULATED ISCHAEMIA-REPERFUSION INJURY IN HUMAN ATRIAL MUSCLE (50)
V. Sivaraman, D.J. Hausenloy, D.M. Yellon (UK)

125. CARDIOPROTECTION FROM ISCHAEMIA-REPERFUSION INJURY: DISSECTING THE PI3K/AKT PATHWAY WITH CHEMICAL INHIBITION OF PTEN (106)
H.K. Siddall, M.M. Mocanu, D.M. Yellon (UK)

13. Cell Signalling

Moderators: **P. Ferdinandy (HU), R. Ventura-Clapier (FR)**

126. SILENCING PTEN, A NEGATIVE REGULATOR OF THE PI3K/AKT PATHWAY, IS NOT SUFFICIENT TO CONFER PROTECTION AGAINST SIMULATED ISCHAEMIA AND REPERFUSION (107)
H.K. Siddall, S.M. Davidson, M.M. Mocanu, D.M. Yellon (UK)

127. OVER-EXPRESSION OF THE CARDIOPROTECTIVE KINASE AKT MODULATES MITOCHONDRIAL MORPHOLOGY (36)
D.J. Hausenloy, S. Davidson, A. Wynne, S. Cipolat, D.M. Yellon, L. Scorrano (UK)

128. MODULATION OF CARDIAC CONTRACTILITY BY ANTAGONISM OF PLECKSTRIN-HOMOLOGY (PH) DOMAIN AND AKT-1 SILENCING (228)
R. Chisci, M. Rocchetti, F. Menduni, G. Mostacciuolo, L. Cipolla, ,G. Saturno, R. Castoldi, M. Venturi, A. Zaza (IT)

129. IGF-I-INDUCED AKT ACTIVATION ABOLISHES TNF-α/p38-MEDIATED INCREASES IN ATROGIN-1 GENE EXPRESSION IN MUSCLE (257)
I. Plaisance, C. Morandi, M. Brink (CH)

130. INCREASES IN EXTRACELLULAR pH ACTIVATE THE MAPK SIGNALLING PATHWAYS IN A MAMMALIAN CARDIAC EXPERIMENTAL MODEL (62)
K. Stathopoulou, I. Beis, C. Gaitanaki (GR)

131. MECHANISMS OF MAPK KINASE- INDEPENDENT P38-MAPK ACTIVATION (141)
R. Bassi, R. Heads, M. Marber (UK)

132. NATIVE AND RECONSTITUTED HDL ACTIVATE STAT3 IN VENTRICULAR CARDIOMYOCYTES INVOLVING ERK1/2: ROLE OF SPHINGOSINE-1-PHOSPHATE (91)
M.A. Frias, R.W. James, C. Gerber-Wicht, U. Lang (CH)

133. SIGNAL TRANSDUCER AND ACTIVATOR OF TRANSCRIPTION 3 IS LOCATED IN THE MATRIX OF CARDIOMYOCYTE MITOCHONDRIA (121)
K. Boengler, I. Konietzka, A. van de Sand, D. Hilfiker-Kleiner, G. Heusch, R. Schulz (DE)

134. HYDROGEN SULPHIDE REGULATES BETA-ADRENERGIC FUNCTION BY INHIBITION OF C-AMP/PKA PATHWAY IN RAT CARDIAC MYOCYTES (156)
Q.C.Yong, J.-S. Bian (SG)

135. c-AMP INCREASES AUTOCRINE IL-1-INDUCED IL-6 PRODUCTION IN CARDIOMYOCYTES LEADING TO HYPERTROPHIC SIGNAL TRANSDUCTION PATHWAYS (167)
N. Szabo-Fresnais, F. Lefebvre, R. Fischmeister, M. Pomerance (FR)

14. Ischemia/reperfusion/preconditioning/postconditioning

Moderators: **M.Giorgio (IT), D.Yellon (UK)**

136. POSTCONDITIONING AS A TRIGGER OF PRECONDITIONING IN A FOLLOWING PROLONGED ISCHEMIC INSULT (34)
A. Zoga, K. Iliodromitis, E. Prokovas, T. Manolaki, T. Fotopoulou, A. Papalois, E.K. Iliodromitis, D.T. Kremastinos (GR)

137. REDOX SIGNALING TRIGGERS PROTECTION DURING THE REPERFUSION RATHER THAN THE ISCHEMIC PHASE OF PRECONDITIONING (155)
T. Dost, M.V. Cohen, J.M. Downey (USA)

138. SIMVASTATIN RESTORES THE INFARCT SIZE-LIMITING EFFECT OF POSTCONDITIONING IN HYPERCHOLESTEROLEMIC RABBITS (70)
E. Prokovas, I. Andreadou, A. Zoga, M. Demopoulou, T. Manolaki, E.K. Iliodromitis, D.T. Kremastinos (GR)

139. N-2-MERCAPTOPROPIONYL GLYCINE IN PRECONDITIONING: THE ROLE OF REACTIVE OXYGEN SPECIES ON THE PROTECTIVE MECHANISM OF MYOCARDIAL REPERFUSION INJURY (53)
I. Andreadou, E.K. Iliodromitis, V. Souridis, A. Zoga, K. Iliodromitis, T. Fotopoulou, M. Demopoulou, D.T. Kremastinos (GR)

140. LOVASTATIN INTERFERES WITH THE INFARCT SIZE-LIMITING EFFECT OF PRE- AND POSTCONDITIONING: ROLE OF CoQ9 AND SALVAGE KINASES (248)
G.F. Kocsis, L. Odendaal, V. Fekete, E. Molnar, T. Janaky, T. Csont, P. Ferdinandy (HU)

141. PEROXYNITRITE FORMATION DURING POSTCONDITIONING IS INVOLVED IN THE TRIGGERING MECHANISM OF CARDIOPROTECTION (243)
K. Kupai, C. Csonka, T. Csont, V. Fekete, P. Ferdinandy (HU)

142. PRECONDITIONING IS LOST IN HYPERLIPIDEMIA: ROLE OF NITROSATIVE STRESS (246)
V. Fekete, C. Csonka, K. Kupai, T. Csont, P. Ferdinandy (HU)

143. TREATMENT WITH STATINS PROTECTS RAT HEART AGAINST ISCHEMIA/REPERFUSION INJURY INDEPENDENT OF LIPID-LOWERING EFFECTS (181)
T. Ravingerova, A. Adameova, T. Kelly, V.K. Megraj, M. Zazrivcova, D. Pancza, A. Lazou (SK)

144. IMPLICATION OF GSK3β AND WNT/FRIZZLED PATHWAY IN INTRACELLULAR SIGNALING OF PRECONDITIONING BY DIAZOXIDE (161)
F. Vigneron, B. Vinassa, L. Tariosse, S. Grauzam, Th. Couffinhal, S. Bonoron-Adèle, C. Duplàa, P. Dos Santos (FR)

145. EFFECT OF DIAZOXIDE ON FLAVOPROTEIN OXIDATION AND REACTIVE OXYGEN SPECIES GENERATION DURING ISCHEMIA-REPERFUSION (162)
P. Pasdois, B. Beauvoit, L. Tariosse, B. Vinassa, S. Bonoron-Adèle, P. Dos Santos (FR)

145a. PRECONDITIONING-LIKE CARDIOPROTECTIVE EFFECT OF THE PLATELET ACTIVATING FACTOR: PRE- AND POST-ISCHEMIC SIGNALING PATHWAY (270)
C. Penna, B. Mognetti, F. Tullio, D. Gattullo, D. Mancardi, G. Alloatti, P. Pagliaro (IT)

15. Ischemia/reperfusion/preconditioning/postconditioning

Moderators: **D.Garcia Dorado (ES), H.M. Piper (DE)**

146. ACUTE AND CHRONIC INHIBITION OF MONOAMINE OXIDASE A PROTECT RAT HEARTS SUBJECTED TO IN SITU REGIONAL ISCHEMIA (194)
D. Muntean, V. Ordodi, N. Mirica, D. Barglazan, R. Menabo, N. Kaludercic, M. Canton, F. Di Lisa (IT)

147. OVEREXPRESSION OF FGF-2 INCREASES CARDIAC VIABILITY AFTER INJURY ASSESSED BY TISSUE DOPPLER IMAGING (187)
S.K. Jimenez, D.S. Jassal, T. Fang, E. Kardami, P.A. Cattini (CA)

148. WEAK MAGNETIC FIELD IS CARDIOPROTECTIVE FOLLOWING CHRONIC CORONARY OCCLUSION BUT NOT FOLLOWING REPERFUSION (124)
S. Barzelai, S. Laniado, M. Scheinowitz (IL)

149. ENHANCED EXPRESSION OF LET-7F AFTER ISCHEMIC PRECONDITIONING IN RAT HEART IS CARDIOPROTECTIVE (60)
Z.W. Pan, Y.J. Lu, Y. Zhang, N. Wang, D.-L. Dong, B.F. Yang (CN)

150. EFFECT OF POSTCONDITIONING ON THE GENE EXPRESSION PATTERN OF RAT HEARTS: A DNA MICROARRAY STUDY (252)
C. Csonka, V. Fekete, K. Kupai, T. Csont, L. Puskas, P. Ferdinandy (HU)

151. MYOCARDIAL PROTECTION: EFFICACY OF RS-C (AQIX®), A NOVEL MAGNESIUM-CARDIOPLEGIA, COMPARED TO ST THOMAS' HOSPITAL SOLUTION (117)
Y. Maruyama, D.J. Chambers (UK)

152. DOES ISCHEMIC POSTCONDITIONING IMPROVE MYOCARDIAL PROTECTION AFTER CONVENTIONAL CARDIOPLEGIA? (118)
Y. Maruyama, D.J. Chambers (UK)

153. MODIFIED SUSCEPTIBILITY TO REPERFUSION INJURY IN DAUNORUBICIN-TREATED RAT HEARTS (95)
A. Adameova, Z. Maslenova, K. Turcekova, J. Kmecova, M. Kuzelova, T. Ravingerova, P. Svec, J. Klimas (SK)

154. NIRS IMAGING OF INTRACELLULAR OXYGENATION IN C56BL6 AND Kir6.2-/- MOUSE HEARTS UNDER STRESS (92)
O. Jilkina, M. Glogowski, B. Kuzio, P. Zhilkin, V.V. Kupriyanov (CA)

155. DEGREE OF PHOSPHORYLATION OF SURVIVAL KINASES IN ISOLATED MOUSE HEARTS DEPENDS ON THE MODE OF PERFUSION (233)
K.O. Stenslokken, A. Rutkovsky, M.-L. Kaljusto, A. Hafstad, T. Larsen, J. Vaage (NO)

155a. PROTECTIVE EFFECT OF HYDROGEN SULFIDE AGAINST OXIDATIVE STRESS OF MYOBLASTS (271)
D. Mancardi , F. Tullio, S. Raimondo, R. Rastaldo, C. Penna, P. Pagliaro (IT)

16. Ischemia/reperfusion/preconditioning/postconditioning

Moderators: **G. Baxter (UK), E. Iliodromitis (GR)**

156. PROTECTIVE EFFECT OF ROTIGAPTIDE AGAINST ACUTE ISCHAEMIA-INDUCED VENTRICULAR ARRHYTHMIAS IN DOGS (85)
R. Papp, M. Gonczi, A. Vegh (HU)

157. EFFICACY OF THE ADENOSINE1-RECEPTOR AGONIST (BR-4935) ON CARDIOVASCULAR FUNCTION AFTER CARDIOPULMONARY BYPASS (180)
G. Veres, T. Radovits, G. Otila, C. Miesel-Groschel, M. Karck, G. Szabo (HU)

158. ANEMIA AND SUDDEN CARDIAC DEATH RISK IN CHRONIC MYOCARDIAL INFARCTION (157)
I. Mozos, M. Hancu (RO)

159. EFFECT OF PACING IN THE ISCHEMIC AREA ON LEFT VENTRICULAR CONTRACTILITY AND PRESSURE (255)
D. Takos, S. Toumanidis, D. Bramos, N. Tsirikos, G. Kottis, E. Skaltsiotis, C. Trika, C. Pamboukas, S. Moulopoulos (GR)

160. INFUSION OF INOTROPES DURING MYOCARDIAL REPERFUSION DOES NOT AFFECT THE EXTENT OF THE NO-REFLOW PHENOMENON: EXPERIMENTAL STUDY (265)
D. Koudoumas, E. Tsagalou, P. Papazoglou, A. Ntalianis, C. Pierakos, K. Malliaras, E. Bavouris, J. Nanas (GR)

161. GLUCOSE-INSULIN-POTASSIUM SOLUTION DECREASES THE NO-REFLOW PHENOMENON IN AN EXPERIMENTAL ISCHEMIA/REPERFUSION MODEL (264)
C. Pierakos, E. Tsagalou, K. Chalkias, I. Karelas, E. Charitos, M. Bonios, N. Diakos, E. Tseliou, M. Anastasiou-Nana (GR)

162. REMOTE ISCHAEMIC PRECONDITIONING CONFERS CARDIOPROTECTION OVER AND ABOVE CARDIOPLEGIA DURING CARDIAC SURGERY (146)
V. Venugopal, A. Ludman, D.J. Hausenloy, D.M. Yellon (UK)

163. THE HUMAN DIABETIC MYOCARDIUM HAS A HIGHER THRESHOLD FOR PROTECTION AGAINST SIMULATED ISCHAEMIA-REPERFUSION INJURY (49)
V. Sivaraman, D.J. Hausenloy, D.M. Yellon (UK)

164. CAN HIGH-DOSE ATORVASTATIN PROVIDE CARDIOPROTECTION DURING CORONARY ARTERY BYPASS SURGERY? (43)
A. Ludman, D.J. Hausenloy, V. Venugopal, D.M. Yellon (UK)

165. GRANULOCYTE ACTIVATION IN PATIENTS WITH ISCHEMIC HEART DISEASE DURING AND AFTER PERCUTANEOUS CORONARY INTERVENTION (79)
M. Keresztes, T. Horvath, I. Ocsovszki, J. Gardi, I. Ungi, T. Forster (HU)

165a. INTERMITTENT ADENOSINE AT THE BEGINNING OF REPERFUSION DOES NOT TRIGGER CARDIOPROTECTION (272)
D. Mancardi, F. Tullio, M.G. Perrelli, F. Moro, P. Pagliaro, C. Penna (IT)

17. Vascular Biology

Moderators: **R.W. Alexander (USA), G. Valen (NO)**

166. REGRESSION OF ATHEROSCLEROSIS BY ROSMARINIC ACID VIA REGULATING LIPID METABOLISM AND ANTI-INFLAMMATORY ACTIONS (20)
L. Li, J. Tian, X. Liang (CN)

167. FUFANG DANSHEN PILL PREVENTS ATHEROSCLEROSIS BY DECREASING PLASMA LIPID AND MODIFYING VASCULAR ENDOTHELIAL FUNCTION IN RABBITS (87)
L. Li, X. Liang (CN)

168. APOCYNIN PREVENTS DECREASE OF NITRIC OXIDE SYNTHASE ACTIVITY DUE TO THE L-NAME TREATMENT IN SHR (198)
L. Jendekova, S. Kojsova-Vrankova, O. Pechanova (SK)

169. THE EFFECT OF MELATONIN ON VASCULAR FUNCTION IN L-NAME-INDUCED HYPERTENSION (238)
L. Paulis, O. Pechanova, J. Zicha, R. Gardlik, P. Celec, J. Kunes, F. Simko (SK)

170. THE COMPARABLE EFFECT OF L-NAME AND SALT DIET ON BLOOD PRESSURE AND NITRIC OXIDE SYNTHASE ACTIVITY IN THE HEART AND AORTA (199)
S. Kojsova-Vrankova, L. Jendekova, O. Pechanova (SK)

171. AMBIVALENT EFFECT OF CHRONIC L-NAME TREATMENT IN THE HEART AND BRAIN (208)
O. Pechanova, S. Kojsova-Vrankova, L. Jendekova (SK)

172. EXPERIMENTAL ORTHOSTASIS INDUCED HYPERTENSION IS ABOLISHED BY ANTIHYPERTENSIVE DRUGS (224)
C. Cseko, G. Raffai, E. Monos (HU)

173. L-ARGININE-INDUCED AND SPIRONOLACTONE-INDUCED REGRESSION OF PROTEIN REMODELING OF THE LEFT VENTRICLE IN L-NAME-INDUCED HYPERTENSION (240)
F. Simko, A. Potacova, V. Pelouch, L. Paulis, J. Matuskova, K. Krajcirovicova, O. Pechanova, M. Adamcova (SK)

174. HYPEROXIA INCREASES CENTRAL AORTIC PRESSURE IN HYPERTENSIVE PATIENTS (244)
A. Dobosiewicz, P. Abramczyk, M. Sinski, P. Gryglas (PL)

175. EFFECTS OF HYPEROXIA ON AORTIC WAVEFORMS IN NORMOTENSIVE SUBJECTS (245)
P. Abramczyk, A. Dobosiewicz, M. Sinski (PL)

176. APOLIPOPROTEIN E GENE POLYMORPHISM AND OBESITY STATUS IN MIDDLE-AGED MEN WITH CORONARY HEART DISEASE (206)
G. Kolovou, K. Anagnostopoulou, P. Kostakou, V. Giannakopoulou, C. Mihas, I. Vassiliadis, D.V. Cokkinos (GR)

177. SEX-ASSOCIATED EFFECT OF CETP AND LPL POLYMORPHISMS ON POSTPRANDIAL LIPIDS IN FAMILIAL HYPERCHOLESTEROLEMIA (207)
K. Anagnostopoulou, G. Kolovou, P. Kostakou, C. Mihas, O. Diakoumakou, D.V. Cokkinos (GR)

St Dimitrios Byzantine Cathedral, Thessaloniki

18. Hypertrophy/ Remodeling / Heart Failure

Moderators: **J.L. Samuel (FR), S. Toumanidis (GR)**

178. MASSIVE COMPLEMENT ACTIVATION IN DESMIN DEFICIENT CARDIOMYOPATHY (227)
M. Mavroidis, S. Psarras, G. Doumanides, Y. Capetanaki (GR)

179. CELLULAR DYSFUNCTION AND ALTERED CONTRACTILE PROTEIN POST-TRANSLATIONAL MODIFICATION IN HYPERTROPHIC CARDIOMYOPATHY SEPTAL TISSUE (83)
C. Gallon, E. Garcia, G.K. Kanda, A. Messer, S. Harding, S. Marston (UK)

180. THE MOLECULAR PHENOTYPE OF HUMAN CARDIAC MYOSIN ASSOCIATED WITH HYPERTROPHIC OBSTRUCTIVE CARDIOMYOPATHY (90)
A. Jacques, N. Briceno, W. McKenna, A. Messer, S. Marston (UK)

181. INCREASED EXPRESSION OF CONNEXIN-45, AS FOUND IN HUMAN HEART FAILURE, DECREASES GAP JUNCTION SIZE (51)
K. Grikscheit, A.F. Bruce, E. Dupont, N. Thomas, N.J. Severs (UK)

182. POPEYE DOMAIN CONTAINING (POPDC) GENES ARE REPROGRAMMED IN FAILING HUMAN HEARTS (24)
R. Gingold-Belfer, M. Bergman, H. Schlsinger, D. Aravot, M. Berman, H. Salman, T. Brand, G. Kessler-Icekson (IL)

183. THE MOLECULAR LVAD: MECHANICAL UNLOADING INCREASES AUTOPHAGY IN THE HEART (267)
K. Wellnitz, M. Rajabi, R. Salazar, K. Baskin, P. Razeghi, S. Stepkowski, H. Taegtmeyer (USA)

184. FUNCTIONAL INVESTIGATION OF A TRANSGENIC MOUSE MODEL OF APICAL HCM WITH ACTC E99K MUTATION (45)
E. Dyer, W. Song, D. Wells, S. Marston (UK)

185. FUNCTIONAL EFFECTS OF DCM MUTATION G159D IN TROPONIN C FROM AN EXPLANTED HEART (44)
E. Dyer, A. Jacques, M. Burch, J.P. Kaski, S. Marston (UK)

186. HRC POLYMORPHISM ASSOCIATED WITH LIFE-THREATENING VENTRICULAR ARRHYTHMIAS IN CARDIOMYOPATHY PATIENTS (77)
D.A. Arvanitis, D. Sanoudou, F. Kolokathis, E. Vafiadaki, A. Kontrogianni, G. Theodorakis, I. Paraskevaidis, S. Adamopoulos, G.W. II Dorn, D. Kremastinos, E. Kranias (GR)

187. EVIDENCE FOR HAPLOINSUFFICIENCY AS THE MECHANISM OF ACTION OF MYBP-C MUTATIONS THAT CAUSE HCM (135)
S. Carballo, O. Copeland, A. Jacques, K. Livesey, C. Redwood, H. Watkins, S. Marston (UK)

188. INCREMENTAL VALUE OF NT-ProBNP OVER LEFT VENTRICLE EJECTION FRACTION AND AEROBIC CAPACITY FOR ESTIMATING THE PROGNOSIS IN HEART FAILURE PATIENTS (223)
M.S. Kallistratos, A. Dritsas, I.D. Laoutaris, D.V. Cokkinos (GR)

189. CARDIAC BERIBERI AS A CAUSE OF HIGH OUTPUT FAILURE IN A DEVELOPING COUNTRY: RESURGENCE OR OVERLOOKED? (179)
K. Iqbal, M. Ali, N. Tramboo, A. Lone, K. Mohiuddin, B. Naikoo, M. Dar, S. Koul, N. Koul (IN)

Cape Sounio, Neptune' s Temple

19. Metabolism

Moderators: **T. Larsen (NO), C. Limas (GR)**

190. HYPOXIC HEARTS OVEREXPRESSING ACTIVATED PKC EPSILON (αPKCε) HAVE DECREASED CARDIAC FUNCTION ON EXPOSURE TO FATTY ACID PERFUSATE (119)
J. McCarthy, A. Lochner, S. Genade, P. Ping, M.F. Essop, M.N. Sack, L.H. Opie (ZA)

191. PLASMA FATTY ACID CHANGES IN RATS AFTER LONG TERM FRUCTOSE DIET ADMINISTRATION (15)
E. Romero-Vecchione, H.N. Ortiz, T. Scorza, J.V. Vasquez, F. Rosa, R. Antequera (VE)

192. EFFECT OF FAT/CD36 ON MYOCARDIAL PKC DELTA EXPRESSION AND TRIACYLGLYCEROL ACCUMULATION IN SHR RATS (163)
M. Klevstigova, I. Markova, O. Novakova, L. Kazdova, F. Novak, F.S. Charles (CZ)

193. REDUCED LIPID SUPPLY WITHOUT A CONCOMITANT REDUCED GLUCOSE SUPPLY FAILS TO ALTER THE METABOLIC PHENOTYPE OF DIABETIC HEARTS (218)
A.M. Khalid, E. Aasum, A.D. Hafstad, T.S. Larsen (NO)

194. WESTERN DIET INDUCES APOPTOSIS IN THE HEART OF A RAT MODEL WITH DIET-INDUCED OBESITY (268)
K. Ballal, C. Wilson, R. Salazar, H. Taegtmeyer (USA)

195. THE PPARα AGONIST, K-111, REDUCES MYOCARDIAL ISCHAEMIA/REPERFUSION INJURY IN A RODENT MODEL OF THE METABOLIC SYNDROME (40)
W. Smith, J. van Rooyen, A. Lochner, E. Du Toit (ZA)

196. ANTIOXIDANTS BUT NOT DOXYCYCLINE RESTORE DEPRESSED β-ADRENERGIC RESPONSES OF THE HEART IN DIABETIC RATS (84)
A. Bilginoglu, A. Seymen, E. Tuncay, A. Koksoy, B. Turan (TR)

197. THYROID HORMONE IS AN INDEPENDENT DETERMINANT | OF MYOCARDIAL OXYGEN CONSUMPTION IN PATIENTS WITH HEART FAILURE (72)
I. Mourouzis, A. Dritsas, A. Dimopoulos, G. Karatasakis, G. Athanassopoulos, A. Manginas, C. Pantos, D.V. Cokkinos (GR)

198. CHANGES IN THYROID HORMONE SIGNALLING MAY CONTRIBUTE TO CARDIAC FETAL PHENOTYPE AFTER MYOCARDIAL INFARCTION IN RATS (73)
I. Mourouzis, P. Perimenis, D. Spanou, K. Markakis, N. Tsagoulis, A.D. Kokkinos, C. Pantos, D.V. Cokkinos (GR)

199. LONG-TERM THYROID HORMONE ADMINISTRATION IMPROVES MYOCARDIAL PERFORMANCE AFTER MYOCARDIAL INFARCTION IN RATS (74)
K. Markakis, I. Mourouzis, A. Dimopoulos, N. Tsagoulis, M. Panagiotou, C. Pantos, D.V.Cokkinos (GR)

200. THYROID HORMONE RECEPTOR ALPHA1 : A SWITCH TO CARDIAC FETAL PHENOTYPE ? (75)
C. Xinaris, I. Mourouzis, P. Perimenis, D. Spanou, C. Pantos, D.V. Cokkinos (GR)

201. CLENBUTEROL RESULTS IN TRA1 OVER-EXPRESSION AND INDUCES FETAL LIKE MYOSIN ISOFORM EXPRESSION IN THE ABSENCE OF T3 (76)
P. Perimenis, D. Spanou, C. Xinaris, I. Mourouzis, C. Pantos, D.V. Cokkinos (GR)

Ancient Olympia, The Peloponnese

20. Oxygen Sensing

Moderators: **F. DiLisa (IT), Z. Kyriakides (GR)**

202. THE ROLE OF NADPH OXIDASE IN COCAINE-INDUCED CARDIAC OXIDATIVE STRESS AND REDOX SIGNALLING (6)
L. Fan, D. Sawbridge, A. Bailey, I. Kitchen, J.-M. Li (UK)

203. ROLE OF PEROXYNITRITE - MATRIX METALLOPROTEINASE SIGNALLING IN ISCHEMIC LATE PRECONDITIONING IN RATS (232)
P. Bencsik, A. Gorbe, K. Kupai, Z. Giricz, T. Csont, P. Ferdinandy (HU)

204. EXOGENOUS PEROXYNITRITE MODULATES SUPEROXIDE GENERATION IN ANAESTHETISED DOGS (98)
A. Kiss, L. Juhasz, G. Seprenyi, I. Huliak, J. Kaszaki, A. Vegh (HU)

205. PROTEIN KINASE C ISOFORMS IN CHRONICALLY HYPOXIC RAT HEART (166)
M. Hlavackova, J. Neckar, O. Novakova, F. Kolar, R. Musters, F. Novak (NL)

206. ACTIVATION OF STAT3 WITHIN THE EMBRYONIC HEART IN RESPONSE TO ANOXIA-REOXYGENATION (193)
S. Pedretti, S. Gardier, E. Raddatz (FR)

207. POSSIBLE INVOLVEMENT OF CARDIAC NA,K-ATPase IN GENDER SPECIFIC PROTECTION OF THE HEART (210)
J. Vlkovicova, V. Javorkova, L. Mezesova, O. Pechanova, N. Vrbjar (SK)

208. CARDIAC NA,K-ATPase DURING HYPERTENSION: REGULATORY ROLE OF NITRIC OXIDE (211)
J. Vlkovicova, V. Javorkova, L. Mezesova, O. Pechanova, N. Vrbjar (SK)

209. A POSSIBLE ROLE FOR HEME OXYGENASE 1 IN MYOCARDIAL PROTECTION AFFORDED BY HYPOXIA INDUCIBLE FACTOR 1 ALPHA (39)
J. Sagave, G. Czibik, V. Martinov, G. Valen (NO)

210. ACCUMULATION OF 4-HYDROXYNONENAL PROTEIN ADDUCTS AND Bax PROTEIN IN RAT HEARTS DURING AGING (29)
P. Kaplan, Z. Tatarkova, M. Sivonova, J. Lehotsky, D. Dobrota (SK)

211. OXIDATIVE MODIFICATIONS OF MYOFIBRILLAR PROTEINS IN HUMAN HEART FAILURE (220)
S. Menazza, M. Canton, S. Pepe, F. Di Lisa (IT)

212. OXIDATIVE STRESS IS DIRECTLY LINKED TO DESMIN DEFICIENT CARDIOMYOPATHY AND IS AMELIORATED BY CATALASE OVEREXPRESSION (221)
K. Rapti, S. Psarras, D.J. Milner, Y. Capetanaki (GR)

213. MnSOD NEEDS INCREASED CATALASE LEVELS TO AMELIORATE STRESS INDUCED HEART FAILURE IN DESMIN DEFICIENT MICE (222)
K. Rapti, A. Diokmetzidou, D.J. Milner, Y. Capetanaki (GR)

21. Myocardial Biology

Moderators: **M. Kuhn (DE), B. McDermott (UK)**

214. INTACT HEARTS: A NEW TOOL FOR ELUCIDATING THE PHYSIOLOGY OF THE PRION PROTEIN (123)
F. Zanetti, R. Menabo, F. Di Lisa, C.M. Sorgato, A. Bertoli (IT)

215. INFLUENCE OF MEMBRANE COMPOSITION MODIFICATION ON ISOLATED HEART RESISTANCE TO ADRENERGIC ACTIONS (133)
A.S. Zhukovskaja, A.M. Shysh (UA)

216. THE INFLUENCE OF IRON CHELATORS ON MYOCARDIAL METAL CONTENT AFTER CATECHOLAMINE CARDIOTOXIC INSULT (13)
P. Mladenka, V. Semecky, Z. Bobrovova, V. Filipova, L. Zatloukalova, R. Hrdina (CZ)

217. S100B AND RAGE EXPRESSION FOLLOWING EXPERIMENTAL CARDIOPULMONARY BYPASS (55)
J.N. Tsoporis, P.J. Darby, Z. Wang, S. Izhar, T.G. Parker, C.D. Mazer (CA)

218. GdDTPA-MRI CONTRAST KINETICS IN CHRONICALLY CRYOINJURED PIG HEARTS IN VIVO (11)
Y. Yang, J. Sun, P. Gervai, V. Kupriyanov (CA)

219. PROGRESSION OF CHRONIC CRYOINJURY IN PIG HEARTS IN VIVO ASSESSED BY Gd-ENHANCED MRI (10)
V. Kupriyanov, Y. Yang, P. Gervai, J. Sun (CA)

220. CARDIAC FUNCTION DURING MILD HYPOTHERMIA IN HUMAN-SIZED PIGS: INCREASED INOTROPY AT THE COST OF DIASTOLIC DYSFUNCTION (175)
H. Post, J. D. Schmitto, J. Christoph, P. Steendijk, R. Holland, R. Wachter, F. W. Schondube, B. Pieske (DE)

221. CONNEXIN-40 IS EXPRESSED IN THE RIGHT VENTRICLES OF PATIENTS WITH CONGENITAL HEART MALFORMATIONS (52)
G. Rowlinson, E. Dupont, P. Daubeney, N.J. Severs (UK)

222. GENETIC CLUSTER IS ASSOCIATED WITH THE ACUTE MYOCARDIAL INFARCTION AND UNFAVOURABLE CLINICAL PROGRESSION (86)
F. Licastro, M. Chiappelli, E. Porcellini, G. Campo, C.M. Caldarera, R. Ferrari (IT)

Knossos, Crete

Saturday, May 31, 2008

S18 9:00–10:30 Mitochondrial reactive oxygen species pathways

Chair ***Giuseppe Ambrosio (IT)***
Anastasios Kalofoutis (GR)

9:00–9:25 Receptor-dependent and monoamine oxidase-dependent effects of serotonin in the heart: where are we?
Angelo Parini (FR)

9:25–9:40 Oxidation of the mitochondrial fusion protein OPA1 in the heart **(176)**
Martina Semenzato (IT)

9:40–10:05 Role of p66^{shc}-mediated oxidative stress in cardiovascular diseases
Marco Giorgio (IT)

10:05–10:30 Oxidative load and blood pressure
Tomasz Guzik (PL)

10:30–11:30 Coffee Break-General Assembly

S19 11:30–13:00 Postconditioning: bench to bedside

Chair ***David Garcia Dorado (ES)***
Gerd Heusch (DE)

11:30–12:00 Unresolved issues in postconditioning
Efstathios Iliodromitis (GR)

12:00–12:15 Ischemic postconditioning in pigs – no RISK activation beyond that by immediate full reperfusion **(82)**
Patrick van Caster (DE)

12:15–12:30 TNF-α can mimic ischaemic postconditioning **(17)**
Lydia Lacerda (ZA)

12:30–13:00 Postconditioning the human heart
Michel Ovize (FR)

13:30–14:15 Young Investigators' and Poster Awards

Chair ***Sian Harding (UK)***

Closing

14:15–15:00 Lunch



Delphi, the Ancient Oracle

S20 9:00-10:30 Matrix Metalloproteinases

Chair ***Janelyse Samuel (FR)***
Agnes Vegh (HU)

9:00-9:30 Involvement of MMPs in atherosclerosis
Sarah George (UK)

9:30-9:45 Inflammatory pathways in desmin-deficient cardiomyopathy: interplay between osteopontin and MMPs **(215)**
Stelios Psarras (GR)

9:45-10:00 Hypoxic inhibition of MMP-2 activation and invasion in human cardiac myofibroblasts **(64)**
Kirsten Riches (UK)

10:00-10:30 MMP2: an emerging drug target for cardioprotection
Peter Ferdinandy (HU)

10:30-11:30 Coffee Break- N. Skalkotas Hall General Assembly

S21 11:30-13:00 Cardiac Hypertrophy and Atrophy

Chair ***Thomas Eschenhagen (DE)***
Elissavet Kardami (GR)

11:30-12:00 Remission of heart failure: Rebuilding the failing heart without stem cells?
Heinrich Taegtmeyer (USA)

12:00-12:15 Nucleocytoplasmic shuttling of muscle LIM protein is required for myocyte remodelling and adaptation to hypertrophic stimuli **(192)**
Samuel Boateng (UK)

12:15-12:30 Differential activation of MAPKs/MSK1 and AKT pathways by cytoprotective, apoptotic and hypertrophic stimuli in cardiomyocytes **(200)**
Thomais Markou (GR)

12:30-13:00 LVAD remodelling: reversal of hypertrophy or beginning of atrophy?
Magdi Yacoub (UK)

13:30-14:15 N. Skalkotas Hall
Young Investigators' and Poster Awards

Closing

14:15-15:00 Lunch

S22 9:00-10:30 Transcriptional control of cardiac response

Chair ***Jules Hancox (UK)***
Bernard Swynghedauw (FR)

9:00-9:30 Regulation of immediate early gene expression in cardiac myocytes
Angela Clerk (UK)

9:30-9:45 Stress modulates Na^+ / Ca^{2+} exchanger in rodent heart **(27)**
Sona Hudecova (SK)

9:45-10:00 Transmural gradient in ion channel expression during development **(164)**
Eman Abd Allah (UK)

10:00-10:30 Postpartum cardiomyopathy: is prolactin the heartbreaker?
Philipp Fischer (DE)

10:30-11:30 Coffee Break - N. Skalkotas Hall General Assembly

S23 11:30-13:00 Current research in Greece (A)

Chair ***Dimitrios Kremastinos***
Christodoulos Stefanadis

11:30-11:45 New stenting developments
Ch. Stefanadis, D. Tousoulis, K. Toutouzas

11:45-12:00 Heart failure and beyond
D. Kremastinos, I. Ikonomidis, J. Parissis, I. Andreadou

12:00-12:15 Treatment strategy and long-term stabilization of patients with advanced heart failure after an episode of acute decompensation
J. Nanas

The effect of IABP support during the reperfusion period of myocardial infarction, on coronary blood flow, infarct size and no reflow area
E. Tsagalou

12:15-12:30 Outline of cardiovascular research
H. Boudoulas

Cytosceleton as a target and mediator of heart failure: mechanisms of its cardioprotective action
Y. Capetanaki

12:30-12:45 In step with the future
P. Vardas

12:45-13:00 Cytokine polymorphisms and idiopathic dilated cardiomyopathy: Clinical and prognostic significance
S. Adamopoulos

Genetic polymorphisms and atherosclerosis
G. Kolovou

Comments **R Wayne Alexander (USA)**
Elissavet Kardami (CA)

13:30-14:15 N. Skalkotas Hall
Young Investigators' and Poster Awards

Closing

14:15-15:00 Lunch

SAT

The numbers in parenthesis indicate the number in the Abstract Book

S24 15:00-17:00 Current research in Greece (B)

Chair ***Isidoros Beis***
Michalis Koutsilieris

15:00-15:15 Signaling pathways in cardiac myocyte hypertrophy and apoptosis
A. Lazou

15:15-15:30 Endocrine aspects of myocardial pathophysiology: the role of PTHrP/PTH-1.R and IGF-1/MGF/IGF-1.R systems in myocardial apoptosis and autophagy
M. Koutsilieris

15:30-15:45 AGEs (Advanced Glycation Endproducts) signaling in endothelium
C. Piperi
The role of apoAI in the atheroprotective function of HDL
A. Papapanagiotou

15:45-16:00 Molecular aspects of antiphospholipid pathogenesis
P.G. Vlachoyiannopoulos

16:00-16:15 Chronic inflammatory disease mechanisms and development of therapies
G. Kollias

16:15-16:30 Glycosaminoglycans and oxidative stress
N. Sitaras
Histamine in immunoregulation
E. Tiligada

Comments **Sian Harding (UK)**
Rainer Schulz (DE)



Herodes Atticus Theater

Chairperson/Speaker *Moderator*/Author	*Page*
A	
Aasum E.	51
Abdallah Y.	26,29
Abdul Kadir S.	24,25
Abramczyk P.	47,48
Abu-Hayyeh S.	24,25
Adamcova M.	32,47
Adameova A.	44,45
Adamopoulos S.	49,**58**
Aggeli I.-K.	26
Aguilar F.	26
Agullo L.	**36**
Ahluwalia A.	25
Akagami T.	**38**,33
Aker S.	32
Alawnah N.	32
Alexander W. R.	**38,47,58**
Ali N. N.	25
Ali M.	50
Al-Kinabi M.	32
Allah E.A.	**58**
Alloatti G.	44
Al-Rajaibi H.	27
Ambrosio G.	**35,56**
Anagnostopoulou K.	48
Anastasiou-Nana M.	46
Anat D.	32
Andalib S.	29
Andersson K. B.	30
Andreadou I.	44, **58**
Angelone T.	24
Anilkumar N.	24
Antequera R.	51
Antier D.	28
Antoniades C.	**19**
Arad M.	**34**
Aravot D.	49
Aronsen M.	30
Arvanitis D.A.	49
Athanassopoulos G.	51
Athias P.	26,34
Attramadal H.	32
Averna M.	35
Azarov J.E.	31

Chairperson/Speaker *Moderator*/Author	*Page*
B	
Babu M.S.	29
Babusikova E.	30
Baczko I.	31,**41**
Baertschi A.J.	33
Baetz D.	26
Bahl A.	24
Bailey A.	53
Ball C.	29
Ballal K.	51
Barglazan D.	45
Barile L.	**22**
Barneoud L.	34
Barzelai S.	45
Baskin K.	49
Bassi R.	43
Bauer M.	28,35
Baumgartner A.	35
Bavouris E.	46
Baxter G.	26,27,**36,46**
Beauvoit B.	44
Beis D.	35
Beis I.	26,43,**59**
Belaidi E.	42
Bell E.	**38**
Beltrame J.	29
Bencsik P.	53
Beresewicz A.	29
Bergman M.	49
Berman M.	49
Bernardi P.	34
Bertoli A.	54
Bertuccio M.	35
Bian J-S.	43
Bigard X.	34
Bilginoglu A.	29,51
Boateng S.	**57**
Bobrovova Z.	54
Boengler K.	32,**37**,43
Boltzmann L.	35
Bonios M.	46
Bonoron-Adele S.	44

Bold indicates Chairperson, Speaker and/or poster moderator

Chairperson/Speaker *Moderator*/Author	*Page*
Bootman M. D.	42
Borchert G. H.	26
Borgeot J.	26,34
Borkowski T.	34,35
Bottari S.	35
Boudoulas H.	**38,58**
Bourahla V.	31,35
Bramos D.	46
Brand T.	49
Briceno N.	49
Brink M.	**19**,43
Brixley R.	34
Broadley K. J.	27
Brooks G.	29
Bruce A.	**37**,49
Brunner S.	25
Burch M.	49
Burley D. S.	26,27

C

Caldarera C.M.	54
Calderon-Sanchez E.	28
Calise D.	25
Campo G.	54
Canton M.	45,53
Capetanaki Y.	30,35,**39**,49,53,**58**
Carballo S.	50
Carotenuto F.	25
Carpi A.	34
Carr C.	30
Carrier L.	**39**
Cartwright E.	24
Castoldi R.	43
Cattini P. A.	45
Cave A.C.	24
Celec P.	47
Cerbai E.	**31,40,41**
Cerra M.C.	24
Chahine M. N.	**19**
Chalkias K.	46
Chambers D. J.	**28**,45
Chamkin S.M.	31

Chairperson/Speaker *Moderator*/Author	*Page*
Charitos E.	29,46
Charles F. S.	51
Cheng W.	34
Chiappelli M.	54
Chiellini G.	24
Chimenti I.	**22**
Chisci R.	43
Chitra S.	29
Chlopicki S.	**29,38**
Christensen G.	30,**40**
Christensen M.	34
Christoph J.	54
Cipolat S.	43
Cipolla L.	43
Clark J.	26,27
Clarke K.	30,34
Clerk A.	**58**
Cohen M.V.	44
Cokkinos D.V.	**18,21,22**,48,50,51,52
Copeland O.	50
Corsi C.	31
Cossa P.	25
Cotten M.	26
Couffinhal Th.	44
Cristescu A.	31
Cseh K.	42
Cseko C.	47
Csizmadiova Z.	32
Csonka C.	44,45
Csont T.	44,45,53
Cuello F.	**24,36**
Cussac D.	25
Czibik G.	32,53

D

Daifoti Z.	**35**
Dar M.	50
Darby P.J.	54
Daubeney P.	54
Davidson S.	26,27,28,43
de Man F.S.	32
De Tullio R.	35

Bold indicates Chairperson, Speaker and/or poster moderator

Chairperson/Speaker Moderator/Author	*Page*
Demaison L.	29,31,35
Demirel-Yilmaz E.	**36**
Demopoulou M.	44
Desjardins J.-F.	25
Devillard L.	26,34
Dhawan V.	24
Di Lisa F.	34,**37**,45,**53**,54
Di Nardo P.	25
Diakos N.	46
Diakoumakou O.	48
Dietl W.	28,35
DiFrancesco D.	**40,41**
Dignat-George F.	25
Dillmann W.	**41**
Dimopoulos A.	51,52
Diokmetzidou A.	30,53
Dixon R.	**20**
Dobosiewicz A.	47,48
Dobrev D.	**40**
Dobrota D.	30,53
Dobrzynski H.	**40**
Doevendans P.	**22,25**
Doi T.	33
Dominguez Rodr_guez A.	28
Donat U.	42
Dong D.-L.	29,45
Dorn G.W. II	49
Dos Santos P.	44
Dosenko V.	26
Dost T.	44
Doumanides G.	49
Downey J.	**36**,44
Drgova A.	30
Dritsas A.	50,51
Du Toit E.	51
Dubb S.	30
Dubouchaud H.	29,35
Duchen M.	28
Dumont L.	26,34
Duncker D.J.	24
Dunn W.B.	34
Duplaa C.	44
Dupont E.	49,54
Dyer E.	30,49

Chairperson/Speaker Moderator/Author	*Page*
E	
Eickhoff J.	26
Eikemo H.	30
Eimre M.	34
Eisner D.	**19**
Eschenhagen T.	**19,57**
Essop M.F.	51
F	
Fan L.	29,53
Fan Y.	42
Fandrey J.	**37**
Fang T.	45
Farka S.	30
Favier R.	29
Fekete V.	44,45
Felix S.	42
Ferdinandy P.	**43**,44,45,53,**57**
Ferko M.	34
Ferrari R.	54
Fiaccavento R.	25
Filice E.	24
Filipova V.	54
Fischer P.	**58**
Fischer R.	25
Fischmeister R.	43
Flavell R.A.	26
Flugelman M.	**38**
Ford W.R.	27
Forster T.	46
Forte G.	25
Fortin D.	34
Fotopoulou T.	44
Frantz S.	**19**
Franz W.-M.	25
Frascarelli S.	24
Frias M.A.	43
Friedrich F.	**22**
Fujii T.	25

Chairperson/Speaker *Moderator*/Author	*Page*
G	
Gaitanaki C.	26,43
Gallon C.	33,49
Garcia-Dorado D.	**45,56**
Garcia E.	33,49
Gardi J.	46
Gardier S.	53
Gardlik R.	47
Garjani A.	28,29
Garnier A.	34
Gattulo D.	44
Gaye R.	29
Genade S.	51
George S.	**57**
George C.H.	27
George V.	29
Gerber-Wicht C.	43
Geroulanos S.	**38**
Gervai P.	54
Gharakhani A.	28
Ghavimi H.	28
Ghelardoni S.	24
Giannakopoulou V.	48
Gingold-Belfer R.	49
Giorgio M.	34,**44,56**
Girard C.	34
Giricz Z.	53
Glava C.	29
Glava E.	29
Glogowski M.	45
Gnecchi M.	**22**
Godin-Ribuot D.	42
Golovko V. A.	35
Goncalves L.	28
Gonczi M.	**37**,46
Gorbe A.	**36**,53
Gorelik J.	24,25,30
Goshka S.L.	31
Grandy D.K.	24
Grauzam S.	44
Gravning J.	32

Chairperson/Speaker *Moderator*/Author	*Page*
Griffiths E.J.	34
Grikscheit K.	49
Gryglas P.	47
Gurdal H.	42
Guzik T.	**56**
H	
Hafstad A.	45,51
Halestrap A.P.	34
Hallstrom S.	35
Hamid S. A.	26
Hamimah S.	24,25
Hancox J.	**58**
Hancu M.	31,46
Handoko M.L.	32
Harding S.	**19,22**,25,30,33,**42,56,59**
Hasun M.	35
Hatada A.	32
Hausenloy D.	**27**,28,42,43,46
Heads R.	**27,38**,43
Heusch G.	**21**,32,43,**56**
Hilfiker-Kleiner D.	43
Hlavackova M.	53
Hohensinner Ph.	28
Hole N.	25
Holland R.	54
Horrocks G.	25
Horvath T.	46
Hougen K.	30
Hrdina R.	54
Hudecova S.	30,**58**
Huliak I.	53
Hussain A.	27
Huttunen H. J.	24
Hyvelin J.-M.	28
I	
Ikonomidis I.	**58**
Iliodromitis E.	44,**46,56**
Iliodromitis K.	44

Chairperson/Speaker *Moderator/Author*	*Page*
Inserte J.	**38**
Iqbal K.	50
Iraqi W.	26
Izhar S.	24,54

J

Jacques A.	49,50
Jacquet S.	26
Jakubowski A.	35
James R.	27
James R.W.	43
Janaky T.	44
Jasmine J.	32
Jassal D.S.	45
Javorkova V.	53
Jendekova L.	47
Jeremy J.	35
Jiang H.	25
Jilkina O.	**41**,45
Jimenez S. K.	45
Jost N.	**41**
Juhasz L.	53
Jurkovicova D.	30

K

Kadaja L.	34
Kaklamanis L.	29
Kaleli-Durman D.	27
Kaljusto M.-L.	45
Kallistratos M. S.	50
Kalofoutis A.	**56**
Kaludercic N.	**20**,45
Kaminski R.	35
Kanda G. K.	33,49
Kaplan P.	30,53
Karatasakis G.	51
Karck M.	32,46
Kardami E.	27,45,**57,58**
Karelas I.	46

Chairperson/Speaker *Moderator/Author*	*Page*
Karjian P.	27
Kartha C.C.	29
Kaski J. P.	49
Kasseckert S.A.	26,29
Kaszaki J.	53
Kato K.	35
Katsaros F.	29
Kawada T.	35
Kazdova L.	51
Keating A.	25
Kecskemeti V.	31
Kekesi V.	42
Kelly R.	28
Kelly T.	44
Kentish J.C.	24
Kerekes M.	42
Keresztes M.	46
Kessler-Icekson G.	49
Khalid A.M.	51
Khatib S.Y.	32
Kidd E. J.	27
King J.	28
Kirshenbaum L.A.	26
Kiss A.	53
Kitchen I.	53
Klein K.	32
Kleinbongard P.	32
Klemenska E.	29
Klevstigova M.	51
Klimas J.	45
Klo M.	**22**
Kmecova J.	45
Knezl V.	30
Knight N.	34
Kobayashi K. S.	26
Kocsis G.F.	44
Kojsova S.	32
Kojsova-Vrankova S.	47
Kokkinos A.D.	51
Koksoy A.	29,51
Kolar F.	26,31,53
Kolettis T.M.	**30**,32

Bold indicates Chairperson, Speaker and/or poster moderator

Chairperson/Speaker *Moderator*/Author	*Page*
Kollias G.	**59**
Kolokathis F.	49
Kolovou G.	48,**58**
Konietzka I.	32,43
Konior A.	29
Kontaras K.	32
Kontrogianni A.	49
Kopecky J.	26
Kostakou P.	48
Kostavasili I.	30
Kottis G.	46
Koudoumas D.	29,46
Koukaliotis A.	29
Koul N.	50
Koul S.	50
Kouloumenta A.	35
Koutouzis M.	32
Koutsilieris M.	**36,59**
Krajcirovicova K.	32,47
Kranias E.	**18**,49
Kremastinos D.	33,**40**,44,49,**58**
Krieg T.	42
Krizanova O.	30
Kucur M.	27
Kuhn M.	**20,54**
Kumphune S.	26,27
Kunduzova O.	42
Kunes J.	47
Kunevitch M.P.	31
Kupai K.	44,45,53
Kupriyanov V.	45,54
Kuzelova M.	45
Kuzio B.	45
Kvetnansky R.	30
Kyriakides Z.S.	29,32,**53**

L

Lacerda L.	**56**
Lairez O.	25
Lang U.	43
Laniado S.	45

Chairperson/Speaker *Moderator*/Author	*Page*
Laoutaris I.D.	50
Larsen T.	**39**,45,**51**
Lazaris N.	29
Lazou A.	26,44,**59**
Lecour S.	**19**,28
Lefebvre F.	43
Legakis Y.	26
Lehotsky J.	30,53
Leiss M.	25
Lengyel C.	31
Lerch R.	33
Leroy J.	**36**
Leverve X.	29,31,35
Levy P.	42
Li B.X.	31
Li J.-M.	29,53
Li L.	47
Liang X.	47
Licastro F.	54
Lim S.	28
Limas C.	**51**
Lin D.-H.	29
Lin H.	35
Lipinski M.	34
Lisovyy O.	26
Livesey K.	50
Lochner A.	51
Loganathan S.	32
Lone A.	50
Louch W. E.	30
Louise M.	34
Lu Y.	45
Ludman A.	46
Lv Y.J.	31
Lyon A.	30,33,**40**
Lyras Th.	29

M

Ma Y.	28
Machet M.-C.	28
Macleod K.	30

Bold indicates Chairperson, Speaker and/or poster moderator

Chairperson/Speaker *Moderator*/Author	*Page*
Maddock H.	27
Maeda M.	32
Maggiolini M.	24
Maguire J.	**21**
Mahajan N.	24
Mahdizadeh-Aghdam E.	28
Makazan Z.	27
Mako E.	30
Makridou Z.	26
Maleki N.	29
Malliaras K.	29,46
Mamas M.	34
Mancardi D.	44,45,46
Manginas A.	**25**,51
Mann D.L.	35
Manolaki T.	44
Manolis A.	**21**
Maounis T.	**21**
Marber M.	**19**,26,27,**42**,43
Markakis K.	51,52
Markou T.	26,**57**
Markova I.	51
Marshall M.	24
Marston S.	30,33,**39**,49,50
Martin S.	35
Martinov V.	32,53
Maruyama Y.	45
Maslenova Z.	45
Matejikova J.	31
Matuskova J.	47
Mavroidis M.	30,35,49
Mazer C. D.	54
McCarthy J.	51
McDermott B.	**20,54**
McKenna W.	49
Megraj V. K.	44
Melloni D.	35
Menabo R.	34,45,54
Menazza S.	53
Menduni F.	43
Messer A.	33,49
Methner C.	42
Metsada P.-C.	32

Chairperson/Speaker *Moderator*/Author	*Page*
Mezesova L.	53
Mias C.	25
Mickey S.	32
Miesel-Gröschel C.	46
Miguet N.	42
Mihas C.	48
Milner D.J.	30,53
Minieri, M.	25
Mirica N.	45
Mitchell J.	**38**
Mladenka P.	54
Mocanu M.	28,42,43
Mognetti B.	44
Mohamadhassani M. R.	25
Mohiuddin K.	50
Mohyeddin M.	25
Molnar E.	44
Monos E.	47
Montessuit C.	33,**41**
Morandi C.	43
Mori H.	25
Mork H. K.	30
Moro F.	46
Mostacciuolo G.	43
Mouchaers K.T.	32
Moulopoulos S.	46
Mourouzis I.	51,52
Moybenko A.	26
Moybenko O.	34
Mozos I.	31,46
Mujkosova J.	34
Muller A.	24
Muntean D.	45
Murray A.	34
Musters R.	53

N

Nagaya N.	25
Nagy A.	42
Naikoo B.	50
Najafi M.	28
Naka T.	33

Chairperson/Speaker Moderator/Author	*Page*
Nakazawa M.	35
Nanas J.	29,**32**,46,**58**
Nazemiyeh H.	28
Neckar J.	31,53
Neyses L.	24
Nguyen C.H.	30
Nickel B.E.	27
Nikbin B.	25
Nishino Y.	26
Noble D.	**18,22**
Novak F.	51,53
Novakova O.	51,53
Ntalianis A.	46

O

O'Gara P.	33
Oceandy D.	24
Ocsovszki I.	46
Odendaal L.	44
Ohta Y.	35
Ohyanagi M.	33
Okamura Y.	32
Okruhlicova L.	30
Okuliarova M.	34
Olav Levy F.	30
Opie L.H.	51
Ordener C.	35
Ordodi V.	45
Ordonez A.	28
Orlova E.	34
Orosz A.	31
Orosz Sz.	30
Ortiz H.N.	51
Oskouei T. E.	28
Osnes J.-B.	30
Otila G.	46
Ottersen O. P.	**37**
Ovize M.	**56**
Owens A.	25
Ozdemir O.	27

Chairperson/Speaker Moderator/Author	*Page*

P

Pagliari F.	25
Pagliari S.	25
Pagliaro P.	44,45,46
Paiva M.	28
Paju K.	34
Palomeque J.	**20**
Pamboukas C.	46
Pan Z.W.	31,45
Panagiotou M.	52
Panagopoulou P.	30,35
Panasiuk O.	34
Pancza D.	44
Panicker S.R.	29
Pantos C.	**21**,32,51,52
Pantsios C.	29
Pap R.	31
Papalois A.	32,44
Papapanagiotou A.	**59**
Papapetropoulos A.	29,**38**
Papavassiliou A.	**37**
Papazoglou P.	46
Papp J.G.	31
Papp R.	46
Paraskevaidis I.	**26**,49
Parini A.	25,35,42,**56**
Parissis J.	**58**
Parker T.G.	24,25,54
Pasdois P.	44
Pastorekova S.	30
Patsouris E.	33
Paulis L.	32,47
Paulitschke V.	28
Paur H.	24
Pechanova O.	32,47,53
Pedretti S.	53
Peet N.	34
Pelicci P.G.	34
Pellegrino D.	24
Pelouch V.	32,47
Penna C.	44,45,46
Penson P.E.	27

Bold indicates Chairperson, Speaker and/or poster moderator

Chairperson/Speaker Moderator/Author	*Page*
Pepe S.	53
Perimenis P.	51,52
Perrelli M.G.	46
Philip-Couderc P.	33
Pickard A.	24
Pierakos C.	46
Piercecchi M.-D.	25
Pieske B.	54
Ping P.	51
Piper H.M.	26,29,**45**
Piperi C.	**59**
Pizzinat N.	35
Plaisance I.	43
Podesser B.K.	28,35
Poggesi C.	**39**
Pol C.J.	24
Pomerance M.	43
Pontremoli S.	35
Poole-Wilson P.	30
Porcellini E.	54
Portnychenko A.G.	**37**
Post H.	54
Potacova A.	32,47
Poulet C.	**19**
Pourdjabbar A.	25
Poyner D.	**36**
Prehar S.	24
Preilowski S.	**39**
Prokovas E.	44
Providencia L.	28
Psarras S.	49,53,**57**
Puskas L.	45
Pyriochou A.	29

R

Racay P.	30
Raczak G.	35
Raddatz E.	53
Radovits T.	32,46
Raffai G.	47
Rafie F.	28

Chairperson/Speaker Moderator/Author	*Page*
Raimondo S.	45
Rajabi M.	49
Rallidis L.	33
Rapti K.	30,53
Rastaldo R.	45
Ravens U.	**30,39**
Ravingerova T.	31,44,45
Razavi H.E.	25
Razeghi P.	49
Recchia A.	24
Redwood C.	50
Rezazadeh H.	29
Ribuot C.	42
Riches K.	**57**
Rigopoulos A.	33
Rimbaud S.	34
Rizos I.	**24**,33
Rocchetti M.	31,43
Rochette L.	26,34
Roderick H.L.	42
Romero-Vecchione E.	51
Ronca-Testoni S.	24
Roosimaa M.	34
Rosa F.	51
Rowlinson G.	54
Rutkovsky A.	45

S

Sabatier F.	25
Sack M.N.	51
Sagave J.	53
Saghy L.	31
Saint D.	29
Sakadakis E.	33
Sakoda T.	33
Saks V.	34
Salamino F.	35
Salazar R.	49,51
Salman H.	49
Salpeas V.	33

Bold indicates Chairperson, Speaker and/or poster moderator

Chairperson/Speaker *Moderator*/Author	*Page*
Samuel J.L.	34,**49,57**
Sanatkarfar M.	25
Sanchez H.	34
Sanoudou D.	**39**,49
Sanzen Y.	35
Sarafraz N.	27
Saturno G.	43
Sawbridge D.	53
Sax B.	42
Scanlan T.S.	24
Schaefer C.	29
Schaub M.C.	34
Scheinowitz M.	45
Schlattner M.	35
Schlattner U.	35
Schlecht D.	28
Schlsinger H.	49
Schmidt A.	**39**
Schmitto J. D.	54
Schondube F.W.	54
Schulz R.	32,**36**,43,**59**
Scorrano L.	43
Scorza T.	51
Seguelas M.-H.	25
Sejersted O. M.	30
Semecky V.	54
Semenzato M.	**56**
Seppet E.	**34**
Seprenyi G.	53
Serafino A.	25
Severi S.	31
Severs N. J.	49,54
Sewell A.C.	32
Seymen A.	31,42,51
Shah A.M.	24
Shahzad T.	26
Shakkottai P.	27
Shan H.L.	31
Shattock M.	**39,40**
Shaw J.	26
Shmakov D.N.	31

Chairperson/Speaker *Moderator*/Author	*Page*
Shukla N.	35
Shysh A.M.	54
Sicard P.	26
Siddall H.K.	42,43
Simko F.	32,47
Simonides W.	24,**37**
Sinski M.	47,48
Sirova M.	30
Sitaras N.	**59**
Sivaraman V.	28,42,46
Sivonova M.	53
Sjaastad I.	30
Skaltsiotis E.	46
Skomedal T.	30
Skyschally A.	**19,32,40**
Slezak J.	30
Slominska E.M.	34,35
Smani T.	28,**41**
Smith C.	28
Smith G.	**40**
Smith W.	51
Smolenski R.T.	34,35
Smyrnias I.	42
Song W.	30,49
Sorgato C.M.	54
Soumaka E.	30
Souridis V.	44
Spanou D.	51,52
Spartinos J.	29,32
Srisakuldee W.	27
Stathopoulou K.	43
Steendijk P.	54
Stefanadis C.	**22,58**
Stenslokken K.O.	45
Stepkowski S.	49
Stifanese R.	35
Stuckey D.	30
Suleiman S.	35,**40**
Sun J.	54
Surova O. V.	26
Svec P.	45

Bold indicates Chairperson, Speaker and/or poster moderator

Chairperson/Speaker Moderator/Author	*Page*
Swynghedauw B.	34,**58**
Szabo G.	32,46
Szabo-Fresnais N.	43
Szebeni A.	31
Szuts V.	**40**

T

Tabori K.	31
Taegtmeyer H.	**21**,49,51,**57**
Takos D.	46
Tang Z.	42
Tariosse L.	44
Tatarkova Z.	53
Tavares N. I.	33
Terracciano C.	**22,31**
Testoni S.	24
Theiss H.D.	25
Theodorakis G.	49
Thliveris J.A.	27
Thomas N.	49
Tian J.	47
Tiligada E.	**59**
Tissier C.	26,34
Tota B.	**20**
Totzeck A.	32
Toumanidis S.	46,**49**
Tousoulis D.	**58**
Toutouzas K.	**58**
Tramboo N.	50
Treiman M.	34
Trescher K.	28,35
Tribulova N.	30
Trika C.	46
Trouche E.	25
Tsagalou E.	29,46,**58**
Tsagoulis N.	51,52
Tseliou E.	46
Tsirikos N.	46
Tsoporis J.N.	24,25,54
Tullio F.	44,45,46
Tumanovska L.	26

Chairperson/Speaker Moderator/Author	*Page*
Tuncay E.	31,42,51
Turan B.	29,31,42,51
Turcekova K.	45
Turi K.	42
Turner N. A.	**19**

U

Ungi I.	46
Urrecheaga D.	35
Uydes-Dogan B.S.	27

V

Vaage J.	45
Vafiadaki E.	49
Valen G.	32,**37,47**,53
Valet P.	42
van Caster P.	**56**
van de Sand A.	32,43
van Deel E.D.	24
van der Laarse W.J.	32
Van Echteld C.	**38**
van Oorschot A.M.	**22**
van Rooyen J.	51
Vandroux D.	26,34
Vardas P.	**41,58**
Varnavas V.	29,32
Varro A.	31,**41**
Vasquez J.V.	51
Vassiliadis I.	48
Vegh A.	**26**,46,53,**57**
Veksler V.	34
Venetsanakos J.	29
Ventura-Clapier R.	34,**37,43**
Venturi M.	43
Venugopal V.	46
Veres G.	32,46
Vial G.	29
Vigneron F.	44
Villaras G.	33

Bold indicates Chairperson, Speaker and/or poster moderator

Chairperson/Speaker Moderator/Author	Page
Vinassa B.	44
Vinci B.	25
Vink H.	**38**
Visser T.J.	24
Vlachoyiannopoulos P.G.	**59**
Vlkovicova J.	30,53
Vonk-Noordegraaf A.	32
Vorides E.	**22**
Voudris V.	**29**
Vozzi G.	25
Vrbjar N.	53

W

Wachter R.	54
Waczulikova I.	34
Wang N.	42,45
Wang W.-H.	29
Wang X.-H.	25
Wang Y.	42
Wang Z.	54
Wann K.T.	27
Watkins H.	50
Weisleder N.	30
Wellnitz K.	49
Wells D.	30,49
Wieland T.	**36**
Williamson C.	24,25
Wilson D.	29
Wilson C.	51
Winogradow J.	25
Wittkopper K.	**36**
Wojta J.	28
Wolfsberger R.	28
Wong Y.Y.	32
Wynne A.	28,43

X

Xinaris C.	52
Xiromeritis K.	29
Xu C.Q.	31

Chairperson/Speaker Moderator/Author	Page

Y

Yabanoglu S.	35,42
Yacoub M.	**57**
Yamamoto T.	35
Yang B.F.	29,31,45
Yang Y.	54
Yellon D.	**20**,26,27,28,42,43,**44**,46
Yong Q.C.	43
Yoshida Y.	35
Ytrehus K.	**28**
Yue P.	29
Yuen A.	34,35
Yurkova N.	26

Z

Zanetti F.	54
Zatloukalova L.	54
Zaugg M.	34
Zaza A.	31,**41**,43
Zazrivcova M.	44
Zeman M.	34
Zeydanli E.N.	29
Zhang P.	42
Zhang T.	26
Zhang Y.	31,45
Zhilkin P.	45
Zhukovskaja A.S.	54
Zi M.	24
Ziaee M.	29
Zicha J.	47
Ziegelhoffer A.	34,**37**
Zoga A.	44
Zolk O.	**39**
Zucchi R.	24,**39**

Bold indicates Chairperson, Speaker and/or poster moderator

Notes

Notes

Notes

Notes

Notes

Acknowledgements:

Major Sponsor

- ALEXANDER S. ONASSIS PUBLIC BENEFIT FOUNDATION

- MINISTRY OF TOURISM
  GREEK NATIONAL TOURISM ORGANISATION
- ANTHONY COMNINOS, TARGET MARINE
- EFG EUROBANK ERGASIAS S.A.
- HELLENIC POST OFFICE
- C. KESSARIS
- PROMOT E.J. LAINOPOULOS S.A.

We greatfully acknowledge the significant contribution of the following:

- ABBOTT LABORATORIES HELLAS A.B.E.E.
- ACTELION PHARMACEUTICALS HELLAS S.A.
- AD INSTRUMENTS LTD
- ASTRA ZENEKA A.E
- B. & I. MANTZARIS S.A.
- BAYER HELLAS A.G.
- BOSTON SCIENTIFIC HELLAS S.A.
- ELECTROMEDICAL S.A. , I. TZINIS - S. PANOU
- ELENI PSIMITIS S.A.
- ELETRON S.A.
- ELPEN PHARMACEUTICALS S.A.
- GALENICA S.A.
- GENERICS PHARMA HELLAS
- GENZYME THERAPEUTICS HELLAS LTD
- GLAXO SMITHKLINE AEBE
- J. LADAKIS S.A.
- JOHNSON &JOHNSON HELLAS
- MEDTRONIC HELLAS S.A.
- MENARINI HELLAS A.E.
- NOVARTIS HELLAS S.A.C.I.
- OXFORD UNIVERSITY PRESS, ACEXHIBITIONS, UK
- P.N.G. GEROLYMATOS S.A.
- PFIZER HELLAS S.A.
- ROCHE HELLAS S.A.
- ROTTAPHARM HELLAS S.A
- SANOFI - AVENTIS AEBE
- SCHERING - PLOUGH S.A.
- SCISENSE INC.
- SERVIER HELLAS LTD
- UNIPHARMA S.A. PHARMACEUTICAL LABORATORIES
- VIANEX S.A. - MSD
- VILCO S.A.

The exemplary collaboration of the Megaron Athens International Conference Centre Board and personnel is gratefully acknowledged

Santorini, Cyclades Islands

MD communicators